



# Let's GO! E

## WORKBOOK



# UNIT 1

# At school again

## LESSON 1

### Our fifth grade

#### 1. Dialogue.



#### 2. Play. Change your name for the exercise.



# LESSON 2

## New students

### 1. Complete the sentences.

My name is

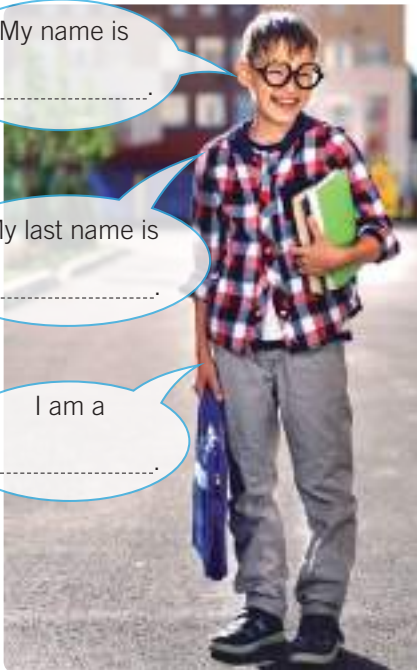
.....

My last name is

.....

I am a

.....



My name is

.....

My last name is

.....

I am a

.....



student  
David  
Smith  
Karen  
Biden

### 2. Read and write.

I come from .....

I am Colombian.

He comes from .....

He is Brazilian.

She comes from .....

She is Peruvian.

You are from .....

You are Italian.

### 3. Circle the nationalities. Match.



C	A	N	A	D	I	A	N	X	X	X
A	R	G	E	N	T	I	N	I	A	N
C	O	L	O	M	B	I	A	N	X	X
A	M	E	R	I	C	A	N	X	X	X
M	E	X	I	C	A	N	X	X	X	X



# LESSON 3

## Introduce yourself

### 1. Listen and repeat. Color.

- a) Hi, hello. My name is Michael.
- b) My last name is Peterson.
- c) I am eleven years old.
- d) I am from the United States.
- e) I am American.

My father is Robert. My mother is Emily.

My brother is Steve. I love my family.



### 2. Work in groups of three students.

Spell and say the words.

- ▶ o - l - d = old
- ▶ s - c - h - o - o - l = school
- ▶ f - i - f - t - h = fifth
- ▶ f - r - i - e - n - d - s = friends
- ▶ A - m - e - r - i - c - a - n = American
- ▶ C - o - l - o - m - b - i - a - n = Colombian

### 3. Read and repeat the letters of the alphabet. Make a poster.

abcdefghijklmnop  
pqrstuvwxyz

### 4 • four

LESSON 4






# Your daily life

1. Look at the pictures. Select and write the daily activities at school.



study - speak - take a bath - read - comb - eat

2. Draw the activities you do at home. Write.



LESSON 5

# Questions in present

1. Do the questions. Use do - does.


.....  
Yes, he buys a house.

.....  
Yes, she eats a hot dog.

.....  
Yes, he drinks coffee.

.....  
Yes, I play the guitar.

.....  
Yes, we go to the church on Sunday.



2. Read and repeat.



Does she paint every weekend?  
Yes, she does.  
She paints every weekend.



Does he wash the sneakers?  
Yes, he does.  
He washes the sneakers.



Do they swim in the pool?  
Yes, they do.  
They swim in the pool.



Do you water the garden?  
Yes, I do.  
I water the garden.

# LESSON 6

## Information questions

1. Select the word to complete the questions.

when

who

why

where

..... do you go to the church?

..... go to the church on Sundays?

My father, my mother, my sister and me.

..... do you go to the church on Sundays?

Because we participate in a special mass on Sundays.

..... is the church?

The church is near my house in my neighborhood.



2. Circle the words with colors. Write.

W	H	E	R	E	W	H	I	C	H
H	H	O	W	M	A	N	Y	X	X
A	O	O	H	O	W	M	U	C	H
T	W	H	Y	X	W	H	E	N	X

.....

.....

.....

**LESSON 7**

**Play Hello!**

1. Read and repeat. Complete. Organize a game. Stand in lines 1.2. Begin.



- ▶ How do you ..... in Japanese? ▶ K .....
- ▶ How do ..... in Italian? ▶ .....
- ▶ How ..... Hebrew? ▶ .....
- ▶ How ..... Spanish? ▶ .....
- ▶ How ..... in Russian? ▶ .....

Hello – Bonjour – Buenos días – G'day – Guten-Tag – Konichiwa –  
Ciao – Shalom – Do-Brey dien

2. Order the words and write.

the - the - all - to - of - Hello - children - world.

.....

8 • eight

LESSON 8


## Negative sentences

1. Draw, write and read. Make a poster.

- ▶ Don't run on the streets.
- ▶ Don't play with your pet in your bedroom.
- ▶ Don't speak loudly in a clinic.
- ▶ Don't go to bed late at night.
- ▶ Don't eat when you walk in public places.

2. Read. Look at the pictures. Write.

- ▶ I ..... smoke in the office.
- ▶ Alison ..... go out when it is raining.
- ▶ Mary ..... wash the dishes every day.
- ▶ The cat ..... play at night.
- ▶ We ..... watch TV in the morning.
- ▶ You ..... work at the cinema.
- ▶ They children ..... ride bikes at night.



# UNIT 2

## Past of verbs

### LESSON 1

### Actions in past.

1. Write the past according to the pictures. Complete the sentences in past.



▶ visit ..... ▶ travel ..... ▶ clean ..... ▶ wash .....

▶ The children ..... their grandparents.

▶ That man ..... by train.

▶ The woman ..... the windows.

▶ She ..... the clothes.

2. Draw a jigsaw on extra paper and write here the past.

wait	live	change	call
love	cook	dry	like

**LESSON 2**

## Questions in past

1. Do the questions. Read.



We played chess yesterday.

► What ..... ?



They walked the dog last night.

► ..... ?



She skated in the park last Sunday.

► Where... ..... ?



I help my brother yesterday.

► ..... ?

2. Match the negative form. Read.



They didn't drink milk.



The cat didn't sleep.



The girl didn't write.



The family didn't eat at home.



My father didn't work.

LESSON **3**

## Past of irregular verbs

1. Fill in the blanks. Follow the sequence of the actions.

woke up - got up - took - got - ate - got

Yesterday I ..... at 5:00 a.m. then, I ..... at 5:30,  
I ..... a bath, I ..... dressed, I ..... my  
breakfast, I ..... ready to go to school.

2. Change to the past. Write yesterday, last night, last month.



- a) Charles goes to the park every day.
- b) The students run during the physical exercise.
- c) Mary speaks English in the university.
- d) The girls draw some pictures in the classroom.

a) .....

b) .....

c) .....

d) .....

# LESSON 4

## More irregular verbs in past

### 1. Select the past. Write.

- My mother ..... bread and cheese yesterday.  
buys - bought
- They ..... some posters for the exhibition last week.  
make - made
- The girls ..... in the ceremony last Monday.  
sang - sing
- Francis ..... down after the running yesterday.  
sit - sat
- The baby ..... profoundly last night.  
slept - sleep

### 2. Organize a contest. Draw cards with the vocabulary.



Change the order.



**LESSON 5**

**Was - Were**

1. Observe the pictures and describe them.



- ▶ Helen was sick last weekend.
- ▶ She was at the hospital.
- ▶ Her parents were with Peter visiting Helen at the hospital.
- ▶ Her sister and her brother were with Peter at the hospital, too.
- ▶ Peter is Helen's friend, he was very sad because his friend Helen was sick and she was at the hospital.

2. Write was, were.

- ▶ I ..... you .....
- ▶ He ..... we .....
- ▶ She ..... They .....

3. Complete with was or were, wasn't, weren't .


- ▶ Albert ..... born in Montreal.
- ▶ He ..... a singer at school.
- ▶ Alice ..... born in Cali.
- ▶ She ..... a dancer in a ballet company.
- ▶ Alfred ..... a policeman.
- ▶ Albert and Alice ..... friends.
- ▶ Alice ..... a babysitter.



# LESSON 6

## Physical descriptions

1. Look at the pictures.



face: round

square

oval

fat

thin

eyes: blue

black

brown

green

gray

hair: short

long

curly

straight

wavy

body: strong

heavy

fat

tall

tall

2. Complete and draw.

When I was seven I had  hair.  
curly - straight

When my sister was  years old, she was ,  
tall - short

she had  hair.  
long - short

**I describe myself.**

My face is \_\_\_\_\_, my eyes are \_\_\_\_\_, my hair is \_\_\_\_\_,  
my body is \_\_\_\_\_.

LESSON 7

# Reading comprehension

1. Select the words from the box. Write.

20th century - John Lennon - Paul Mc Cartney - George Harrison - Ringo Starr - Liverpool - England - an - English - band - legendary - yesterday - yellow submarine - Let it be



- ▶ The Beatles were .....
- ▶ They were from .....
- ▶ They were a ..... group.
- ▶ The members of the band were .....
- ▶ The song "yesterday" was the song of the .....
- ▶ Some of the songs were .....

2. Order the words. Write.

The are the in Beatles most band successful the of music history.

.....

.....

# LESSON 8

## Song

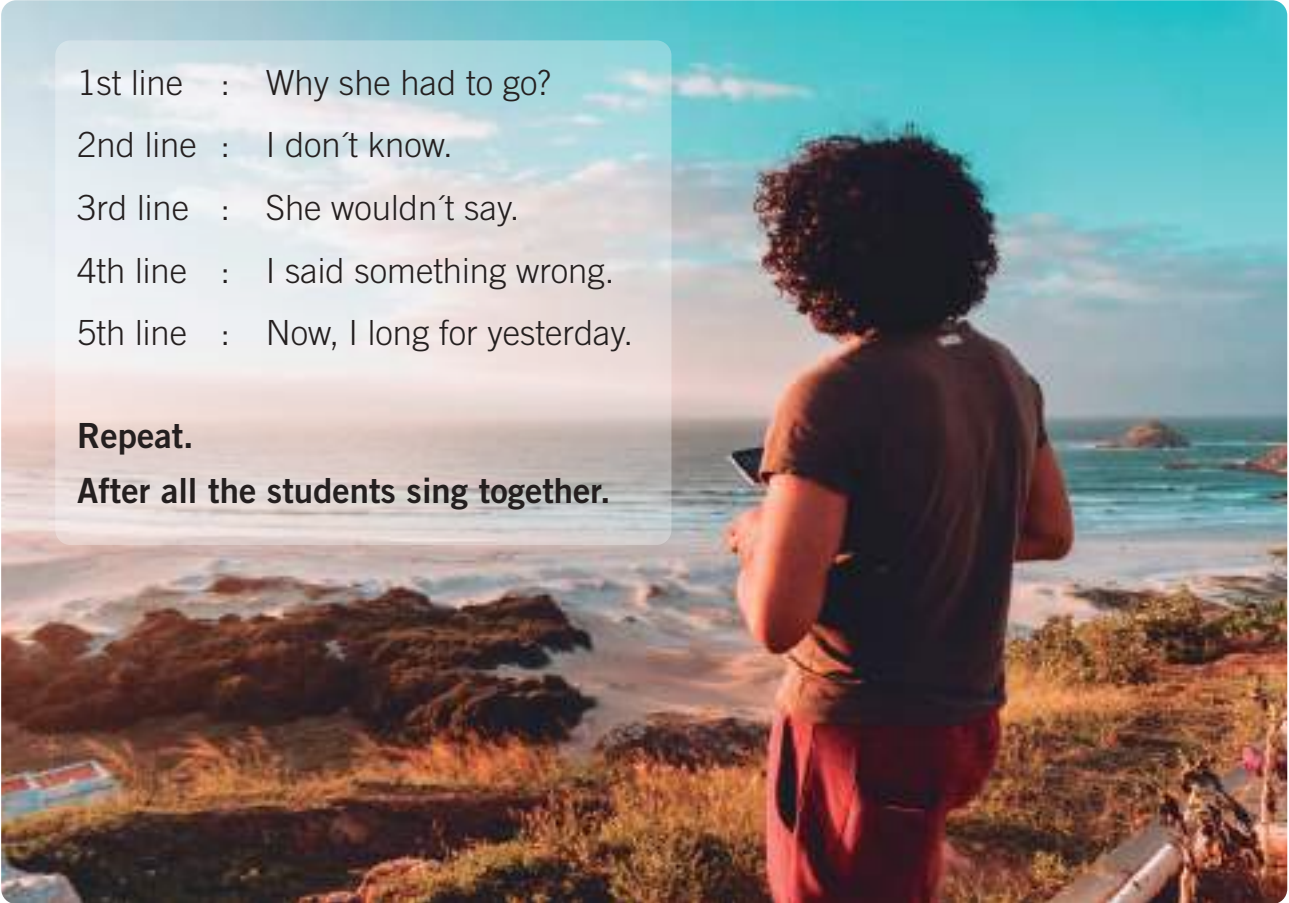
1. Sing in groups of three students.

One group one line, another group, another line and so on...

- 1st line : Why she had to go?
- 2nd line : I don't know.
- 3rd line : She wouldn't say.
- 4th line : I said something wrong.
- 5th line : Now, I long for yesterday.

**Repeat.**

**After all the students sing together.**



2. Look for the meaning of the following words. Use a dictionary.

► Far away: .....

► To stay: .....

► Half: .....

► Wrong: .....

► To hide: .....

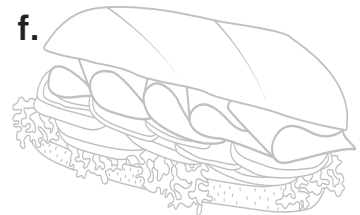

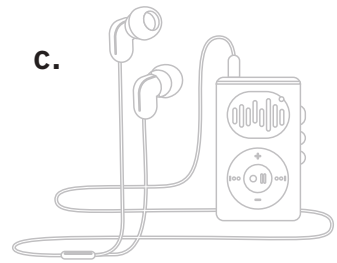

# UNIT 3

# Progressive form

## LESSON 1

### Present continuous tense

1. Look at the pictures. Select the corresponding letter. Read. Color.



- ▶ ..... Louis is riding his bike.
- ▶ ..... Mia is listening to music.
- ▶ ..... Nicholas is playing the guitar.
- ▶ ..... Anne is reading mails.
- ▶ ..... The children are running.
- ▶ ..... I am eating a sandwich.

2. Complete the sentences.

- ▶ The sun ..... shining.
- ▶ The cows ..... drinking water.
- ▶ The birds ..... singing.
- ▶ The dog ..... eating.
- ▶ The horse ..... jumping.



**LESSON**  
**2**

# Actions in present continuous

## 1. Dialogue.

My class is beginning at 8:00 o'clock.

I am reading a book now.

The teacher is speaking English.

We are studying the lesson.

I am painting a picture.

- ▶ The children are repeating the dialogue.
- ▶ They are looking at the teacher in class.

## 2. Circle the words.

X	X	X	W	A	L	K	I	N	G	R	E
S	L	E	E	P	I	N	G	N	X	E	A
T	A	L	K	I	N	G	I	X	X	A	T
U	X	X	X	R	I	D	I	N	G	D	I
D	R	I	N	K	I	N	G	X	X	I	N
Y	X	X	X	L	A	U	G	H	I	N	G
I	X	X	S	P	E	N	D	I	N	G	X
N	X	X	L	I	S	T	E	N	I	N	G
G	X	X	S	P	E	A	K	I	N	G	X



LESSON **3**

# Interrogative - negative forms

## 1. Conversation. Repeat.



## 2. Answer.

► Are you writing the exercise?

Yes, .....

► Is he doing his homework?

Yes, .....

► Are they traveling to New York?

No, .....

► Are you speaking French?

No, I .....

# LESSON 4

## Past continuous tense

### 1. Look at the picture. Read.

Last weekend, we were shopping at the mall, my father, my mother, my sister and me were looking at different shops at the clothing section and my mom was buying a pretty blouse. My father and me were drinking coke and eating hamburgers, then my mom and my sister were getting ice-cream and biscuits. We were walking around the mall, after we were waiting for a taxi.



### 2. Answer.

a) He was swimming in the pool.

Was he swimming in the pool?

Yes, .....



b) They were walking on the street.

Were they walking on the street?

No, .....



c) She was making a cake.

Was she making a cake?

No, .....



**LESSON 5**

# Wh questions in past continuous

1. Match according to the previous reading. Read.



Where were they looking at some clothes?



When were they going to the mall?



What was the lady buying?

What were the man and boy eating?



What were the lady and the girl eating?



2. Write the questions.



last weekend - restaurant - jump - street

- a) When .....
- b) Where .....
- c) What .....
- d) What .....

**LESSON 6**

**Song**

1. Sing. Organize a contest. Repeat the words in front.

▶ Hello. ....

▶ Good bye. ....  
.....

▶ You say good bye. ....  
.....

▶ I say hello. ....  
.....

▶ I say high. ....  
.....

▶ You say low. ....  
.....


▶ You say why. ....

▶ I say, I don't know. ....  
.....



2. Dramatize the song and play hopscotch. Color.


Write special words from the song and fill the pictures with them.



LESSON 7

# Nature

Identify the geographical regions. Draw. Write the names.



▶ Look ..... streams.

▶ ..... hills.

▶ ..... jungle.

▶ ..... forest.

▶ ..... plants.

▶ ..... flowers.

LESSON 8

# Proverbs

1. Complete and read.

is the best policy. - the hand that feeds you. -  
worth two in the bush - killed the cat.



► Honesty

.....  
.....



► Don't bite .....

.....  
.....



► A bird in the hand is

.....  
.....



► Curiosity .....

.....  
.....

# UNIT 4

# Modal verbs

## LESSON 1

### Must - Affirmative form

1. Describe the pictures. Read.



▶ He must examine the patients.



▶ He must keep away the cage.



▶ She must wait for the rain stopping.



▶ They must be careful.



▶ He must stop the car.



▶ She must take care of the fire.

2. Order the letters. Write.

▶ .....  
d o l c

▶ .....  
i e d a s s s e

▶ .....  
h o c g u

▶ .....  
r e e v f e r o s

▶ .....  
h t t o a r

▶ .....  
y h h l e t a

# LESSON 2

## Some diseases - Must

1. Look at the picture. Read.



It's raining very hard. People must keep warm to avoid getting wet and getting sick. When the weather is cold people must stay at home and must organize different activities to avoid diseases: cough, cold, sore throat, fever that can affect people.

2. Select. Complete the sentences. Read.



avoid - eat - practice - drink

- ▶ People must ..... diseases.
- ▶ People must ..... healthy food.
- ▶ People must ..... aerobics.
- ▶ People must ..... water.

LESSON 3

# Must - Interrogative - Negative

## 1. Order the questions.



▶ Peter is sick: must - Where - go - he?

.....?

▶ Angela has a headache: she - take - What - must?

.....?



▶ Charlie's car is out of petrol:  
must - he - Where - car - take - the

.....?

## 2. Read and write in interrogative form.

We use must/mustn't when we talk about actions that are obligatory.



▶ They ..... use a call phone in the library.  
must/mustn't

▶ You ..... shout in a hospital.  
must/mustn't


▶ She ..... smoke in the restaurant.  
must/mustn't

LESSON 4

# Should - Affirmative - Interrogative - Negative

## 1. Match.

- ▶ She should walk the dog at night.
- ▶ He should have a hobby.
- ▶ You should clean the bedroom.
- ▶ They should brush their teeth after meals.



Should - advice  
Shouldn't = advice, negative

## 2. Read the questions and write the answers.

**Notice:** Yes, I should.      No, I shouldn't.  
Should you...?      No, we shouldn't.

- ▶ What should he do after classes?

Affirmative: .....

Negative: .....

- ▶ Should they wash their hands before lunch?

Yes, .....

No, .....

- ▶ Should she travel for holidays?

Yes, .....

No, .....

**LESSON 5**


**Can**

**1. Complete, dramatize and play. Color**

- ▶ I CAN see with my .....
- ▶ I ..... smell with my .....
- ▶ I ..... eat with my .....
- ▶ I ..... hear with my .....
- ▶ I ..... taste with my .....
- ▶ I ..... think with my .....
- ▶ I ..... catch with my .....
- ▶ I ..... run with my .....
- ▶ I ..... walk with my .....



**2. Observe the pictures, complete and write.**



a) The elephant ..... fly.  Yes  
 Can .....?  No



b) The stars can shine.  Yes  
 Can .....?  No



c) The bird can drink water. ....?  
 Yes, .....  
 No, .....

d) You can close the suitcase. ....?

LESSON **6**

**Could**

1. Match the sentences according to the pictures. Read with the names.

▶ could swim in the river yesterday. ....

▶ could ride a bike last Sunday. ....

▶ could go to the movies last night. ....

▶ could skate yesterday. ....



Tom...



Nicholas and Anne...



Michael...



Jim and Mary...

2. Read the paragraph and answer.



I **could** get up early yesterday and I **could** get dressed quickly. I could wear jeans because I **couldn't** wear my P. E. (Physical Education) uniform.

I **could** take my guitar to school because I **could** practice music lessons yesterday evening.

▶ Could you get up early yesterday? .....

▶ Could you get dressed quickly? .....


▶ Could you wear your P.E. uniform? .....

▶ Could you take your guitar to school? .....

LESSON 7

# Tongue - Twisters

Complete the pictures. Memorize for a contest. Color.



Sheep should sleep in a shed.

Cooks cook cupcakes quickly.



If a dog chews shoes, whose shoes does he choose?



A sailor went to sea to see what he could see.



I feel I need a deep sleep.



LESSON 8

# Interesting places

1. Complete with the words from the box.

Europe - Atlantic ocean - Meditarrean sea -  
Alps - Pyrenees - Paris - Seine - French

- ▶ France is a country in .....
- ▶ France is bounded by the .....,  
....., and the .....,  
....., and the mountains,  
the ..... and  
the .....
- ▶ The capital city is .....
- ▶ The main river is the .....
- ▶ The national language is .....



2. Draw and color.



Map of France.



Flag of France.

# UNIT 5

## Future

### LESSON 1

### Going to... Affirmative

#### 1. Listen and repeat.

Mark and Philip **are going to** swim in the club next weekend. They **are going to** invite some friends. Mark **is going to** participate in a competence. Philip **is going to** take some photos of the competence.



My mom **is going to** observe the contest and my brother and I **are going to** practice swimming for fifty minutes. My dad **is going to** drink some lemonade and he **is going to** eat pizza, while he **is going to** watch the competence, too.

#### 2. Write the name according to the paragraph.

- ▶ ..... is going to swim.
- ▶ ..... is going to swim.
- ▶ ..... is going to participate in a competence.
- ▶ ..... is going to take some photos.
- ▶ ..... is going to observe the competence.
- ▶ ..... are going to practice swimming for fifty minutes.
- ▶ ..... is going to drink lemonade.

**LESSON 2**

# Going to... Interrogative - Negative

1. Observe the picture. Complete the sentences.



- ▶ They ..... buy the tickets.
- ▶ They ..... watch a film.
- ▶ They ..... buy popcorn and coke.
- ▶ She ..... eat ice cream.
- ▶ He ..... buy coke
- ▶ They ..... eat popcorn.
- ▶ They ..... eat ice cream

2. Do the questions. Answer.

- ▶ Are they going to watch a film tomorrow? Yes, .....
- ▶ Is she going to eat ice cream? Yes, .....
- ▶ Are they going to eat hamburgers? No, .....
- ▶ Is he going to swim tomorrow? No, .....

3. Ask and answer.

- ▶ What are you going to do tomorrow?  
.....
- ▶ Where are you going to read?  
.....
- ▶ When are you going to study?  
.....



LESSON **3**

# Will - Affirmative - Interrogative

1. Fill in the blanks. Write will. Read. Color.



- ▶ The Spring ..... begin on March 21st.
- ▶ The trees in the Spring ..... grow bright and green.


- ▶ The Summer ..... arrive on June 21st.
- ▶ You ..... see the trees full of fruit.



- ▶ The Fall ..... come after the leaves of the trees.
- ▶ ..... fall and the wind ..... blow hard.

- ▶ Then, the Winter ..... bring snow and cold.
- ▶ This time ..... bring happiness at all.

**Adaptation**



2. Read and talk about the questions.

- ▶ Will the trees have leaves in the Winter?
- ▶ Will the trees have fruit in the Summer?

LESSON **4**

# Will - Negative

1. Look at the pictures. Match. Read.



a) The trees will not have leaves in the Winter.



b) You will not see snow on the trees in the Summer.



c) The trees will not have leaves in the Fall.



d) The plants will not die in the Spring.

Will not = won't

2. Change into negative with the form won't.

a) .....

b) .....


c) .....

d) .....

LESSON 5

# Would

Dialogue. Repeat and dramatize.





LESSON **6**

**Song**

Memorize the song. Sing. Organize a contest.

**Tears in heaven**

Would you know my name  
if I saw you in heaven?

Would it be the same  
if I saw you in heaven? (x2)

I must be strong and carry on  
because I know I don't belong  
here in heaven. (x2)

Would you hold my hand  
if I saw you heaven?

Would you help me stand  
if I saw you in heaven?

I'll find my way  
through night and day,  
because I know  
I just can't stay  
here in heaven.

**By Eric Clapton.**



LESSON 7

# Guessing time

1. Match and memorize.

What goes up and down without moving?



map

What do you call a witch that lives in the sand?



cell phone

I have cities with no people, forests with no trees and oceans with no water. What am I?



stairs

What is all over a house?



roof

What has a ring but no fingers.



needle

What has an eye but cannot see?



**LESSON**  
**8**

# Famous people

**1. Complete and read.**

famous scientist - prodigy - well - school - Mathematics -  
Physics - Philosophy - physicist

- a) Albert Einstein is a .....
- b) He was not a child .....
- c) He couldn't speak .....
- d) He left ....., because he didn't like classes.
- e) He studied books of .....,  
..... and ..... at home.
- f) He is the greatest ..... of the world.



**2. Circle the words.**

P	R	O	D	I	G	Y	W	E
F	A	M	O	U	S	W	A	Y
S	C	I	E	N	T	I	S	T
K	N	O	W	L	E	D	G	E
P	H	Y	S	I	C	S	H	E
W	O	R	L	D	H	O	M	E

.....

.....

.....

.....

.....

.....

.....

.....

.....

# UNIT 6

# Qualities

## LESSON 1

### Qualities

1. Cut out pictures from magazines and select the qualities. Stick here. Read.

intelligent	kind	handsome	nice
proud	cute	coward	shy
humble	smart	active	quiet

2. Describe the qualities of some friends. Write.

• \_\_\_\_\_ is \_\_\_\_\_  
(friend's name)

\_\_\_\_\_ and \_\_\_\_\_.

• \_\_\_\_\_ is \_\_\_\_\_  
(friend's name)

\_\_\_\_\_ and \_\_\_\_\_.



# LESSON 2

## Describing clothing

### 1. Dialogue. Repeat and act out.



### 2. Read



▶ Anne is a shy person.



▶ Karl is a helpful boy.



▶ Liza is a very modern girl.




▶ The car is old fashioned.

LESSON **3**

# Hobbies

1. Cut out pictures from magazines and stick here.

## My hobbies:



Playing domino




Playing guitar




Playing cards



Playing piano



Playing chess




Playing violin



Playing videogames



Playing checkers



Playing darts

2. Read – Color.

## My hobbies.



I ..... growing  
plants.



I ..... riding  
horses.



I ..... surfing  
the internet.

# LESSON 4

## Other irregular verbs

1. Fill in the blanks with vowels and form the past of the actions.



drink

d r \_\_\_\_ n k

begin

b \_\_\_\_ g \_\_\_\_ n

swim

s w \_\_\_\_ m

give

g \_\_\_\_ v \_\_\_\_

meet

m \_\_\_\_ t

sweep

s w \_\_\_\_ p t

keep

k \_\_\_\_ p t

spend

s p \_\_\_\_ n t

catch

c \_\_\_\_ g h t

drive

d r \_\_\_\_ v \_\_\_\_

write

w r \_\_\_\_ t \_\_\_\_

get

g \_\_\_\_ t

speak

s p \_\_\_\_ k \_\_\_\_

wear

w \_\_\_\_ r \_\_\_\_

stand

s t \_\_\_\_ d

understand

u n d \_\_\_\_ r s t \_\_\_\_ d



2. Make a lottery with cardboard and play. Cover the pictures with the past.

Continue...

drink	get	give	wear	stand					
keep	swim	drive	meet	sweep					

LESSON 5

## Questions in past

1. Repeat the questions and the answers.



► Where were you born?  
I was born in Bogota.

► Where were you born?  
I was born in .....



► Where were you born?  
I was born in Cartagena.

2. Complete the questions in past answer.

► Where ..... you go last month?

► I went to Quito last month.

► What ..... you do there?

► I began a tour to South America.

► How ..... you have the trip?

► I had some information about it but I didn't buy the complete tickets.



© EDITORIAL HUELLAS S.A.S.

# LESSON 6

## Rhyme

Memorize, color and organize a contest.

### Three rhymes for the rain.

#### The rain

Rain on the  
green grass,  
and rain on the tree,  
and rain on the house top  
but not upon me.

It's raining.  
It's pouring.  
The old man is snoring.  
He went to bed,  
and bumped his head,  
and couldn't  
get up in the morning.

#### Clouds

The clouds are grey.  
The sky is dark.  
We must stay in,  
we can't go to the park.  
As the rain slowly  
comes out.  
A rainbow we can see.  
We need to thank the rain  
for keeping our world clean.

**Robin Zelaya**  
Adaptation



**LESSON 7**

**Song**

1. Complete the word of the song with the vocabulary in the box.

beautiful - planet - sky - home - live - others - too - earth - live - fire - power - moon - sun

There is a big .....  
in the .....



It is my .....  
It is where I .....



You and many .....  
live here, .....



The ..... is our home.  
It's where we .....



A blazing ball of ..... above.

We can feel the .....  
of the ..... day .....

2. Order the letters.

.....  
h t g i l

.....  
h t m a r w

.....  
f t i g

.....  
r a s t

.....  
e t l a p n

.....  
w r e o p

# LESSON 8

## Poem

1. Listen and repeat. Dramatize.


### Children of the world

Stamp your feet  
and clap your hands.  
Children from so many lands.

Jump for joy and  
jump for fun...  
Jumping is great for everyone.

Hop for joy and hop for fun.  
Hopping is great for everyone.  
Skip for joy and skip for fun.  
Skipping is great for everyone.  
Run for joy and run for fun.  
Running is great for everyone.

#### Adaptation



2. Look at the point 1. Organize a game with the poem. Substitute the actions...

- ▶ Thrown your fingers for joy.
- ▶ Thrown your fingers for fun.
- ▶ Throwing your fingers is great for everyone.
- ▶ Nod your head...
- ▶ March...
- ▶ Move your shoulders...

# UNIT 7

# Numbers

## LESSON 1

### Hundreds - Thousands and ordinal numbers

1. Look and write the numbers. Color.

100	200	300	400
.....	.....	.....	.....
500	600	700	800
.....	.....	.....	.....
	900	1,000	
	.....	.....	

2. Read and write.



first, second, third, fourth, fifth, sixth, seventh, eighth, ninth, tenth...

..... eleventh	..... twelfth		
..... thirteenth	..... fourteenth		
..... fifteenth	..... sixteenth		
.....	.....		
17th	18th	19th	20th



# LESSON 2

## My birthday – More numbers

1. Observe the pictures. Read.

People organize special activities to celebrate birthdays with nice parties.

When the birthday parties are for children, their parents offer pizza, ice cream and cake to eat. The children receive presents.



2. Answer and write. Color.

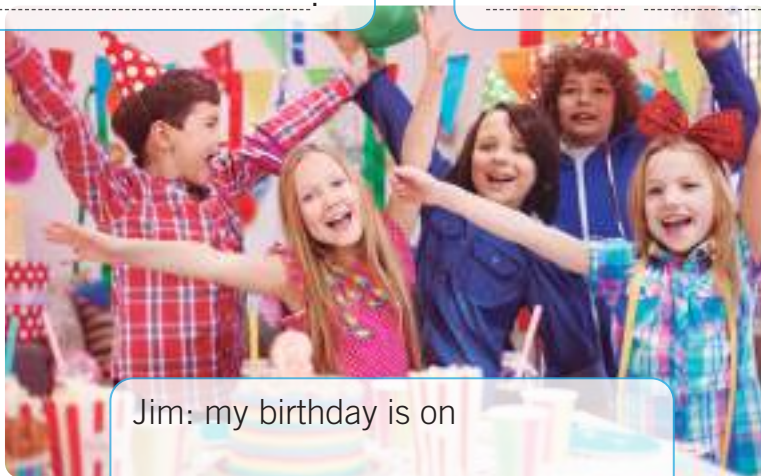
### When is your birthday?

Anne: my birthday is on

.....

Mary: my birthday is on

.....



Jim: my birthday is on

.....

Memorize.

### Happy birthday

Here are cup cakes.  
Here are candles, too.  
Here are balloons  
in red, green, and blue.

Here are snacks  
and goodie bags, too.  
Here are presents.  
Happy birthday to you.

**LESSON 3**

# Going shopping

1. Look at the list of the prices and read. Write and complete.

blouse \$ 41.80		shirt \$ 36.00		T-shirt \$ 32.00		dress \$ 67.00	
swimsuit \$ 23.00		sandals \$ 38.00		towel \$ 19.90		trunks \$ 21.00	

- ▶ How much is the blouse?  
The blouse is forty-one dollars and eighty cents.
- ▶ How ..... ?  
.....
- ▶ How ..... ?  
.....
- ▶ How ..... ?  
.....
- ▶ How ..... ?  
.....
- ▶ How ..... are ..... ?  
.....
- ▶ How ..... ?  
.....





LESSON **5**

# Famous people

1. Answer the questions.

a) Who was Christopher Columbus?

.....

b) What did he love?

.....

c) When did he begin sailing?

.....

d) How many voyages did he complete?

.....

e) When did he leave Spain?

.....

f) Where did Columbus arrive?

.....

g) Why was he famous?

.....

h) What was the name of the new continent?

.....



2. Draw and color on extra paper the three ships and stick them here. Write the names.

A large rectangular area enclosed by a dashed line, intended for drawing and coloring the ships and writing their names.

LESSON **6**

Poem

1. Read your birthday and memorize.



Because it's your birthday.  
This very special day.  
Be sure to celebrate  
in every special way!

Because it's your birthday.  
Be sure to wish  
upon a star.  
And think of all of us  
who know  
how wonderful you are!

2. Order the lines of the poem. Write.

Come to the beach.  
And little white waves  
come running at you  
where the sea blue.


.....  
.....  
.....  
.....




LESSON 7

# Sea animals Lottery


1. Draw the pictures on extra paper. Cut and cover the pictures here.




shark




whale




dolphin




fish




lobster




octopus




snail




crab




shrimp



starfish



waves



beach

2. Cut out pictures of the sea animals and stick them here. Write the names.

## Aquarium




LESSON 8

# Tongue Twisters

Listen and repeat. Play in a contest.

I have got a date  
at a quarter to eight,  
I'll see you at the gate,  
so don't be late.



► He threw three free throws.

► The great Greek grape growers  
grow great Greek grapes.



► How many cookies could  
a good cook cook?



► She sees cheese.



# UNIT 8

# Comparisons - Adjectives

## LESSON 1

### Reading I A tale for children

#### 1. Listen and repeat. Read



A traditional tale. Cinderella 1st part.

## Cinderella

Once upon a time, there was a beautiful girl named Cinderella. Her mother was dead and her father married a widow with two daughters, they were jealous of Cinderella because she was beautiful. The ugly sisters made Cinderella do all the work in the house. She cooked the meals, washed the dishes, swept the floor and dusted the furniture. She had to sleep by the cinders. That was why her name Cinderella.

The king arranged a great feast for his son. The Prince might choose a bride. Cinderella's sisters were invited to the feast. Cinderella was not invited.

When her sisters had left for the ball, poor Cinderella sat down and cried. Cinderella heard her Godmother saying: "Do exactly as I tell you". "Get a pumpkin". Cinderella brought the pumpkin and six mice. "One touch of my magic wand, and the pumpkin was a Golden coach, and the mice were six grey horses". "Another touch with my magic wand", Cinderella found herself in a beautiful ball-gown and on her feet were dainty satin slippers. "Enjoy yourself my dear". Said her godmother. "But there is one thing you must remember. You must be home before midnight. After midnight everything will become as they were".





**Cinderella – 2nd part.**

When Cinderella arrived at the palace looked so beautiful that the ugly sisters did not know her. The prince came towards Cinderella, danced with her all evening. At a quarter to twelve she left the palace. She arrived home just at twelve.

On the next evening the ugly sisters went off to the feast. Cinderella's godmother appeared again, with her magic wand. Cinderella was beautiful and so happy. "Enjoy yourself, my dear, but do not forget the time", said her godmother.

The prince danced with Cinderella all evening. Suddenly the clock began to strike twelve. Cinderella rushed out of the door and lost her slipper. The prince ran and picked it up. The prince looked everywhere for her, he was determined to marry her. At last the prince found and put her foot into the slipper. The prince said "This is the true bride". They got marry and lived happily ever after.



LESSON **3**

# Comparisons

1. Look at the pictures and observe the comparisons. Complete.

### Short adjectives

pretty - prettier than - the prettiest

- fat - fatter ..... - the fatt .....
- tall - ..... - the .....
- ugly - uglier ..... - the .....
- long - ..... - the .....
- short - .....

### Long adjectives.

- important - more important than...  
the most important.
- interesting - ..... than...  
the most .....
- beautiful ..... than...  
the most .....



2. Read.

- a) Cinderella is more beautiful than other girls in the party.
- b) The King is more important than the prince.
- c) The King is the richest man in the Kingdom.
- d) The prince is the happiest gentleman in the palace.



# LESSON 4

## Object pronouns

### 1. Observe the pronouns after the verbs. Read.

- ▶ Cinderella loved the prince.  
She loved **him**.
- ▶ The prince wanted to marry Cinderella.  
He wanted to marry **her**.
- ▶ Cinderella served her sisters.  
She served **them**.
- ▶ The prince said "Love me please!"  
Cinderella said "I love **you**".
- ▶ The ugly sisters didn't help Cinderella.  
They didn't help **her**.
- ▶ The fairy godmother helped Cinderella.  
The fairy mother helped **her**.



### 2. Complete.


- ▶ Invite someone "Come with ....."
- ▶ I ..... I love .....
- ▶ I wash my hands. I wash .....
- ▶ Look at the dog. Look at .....
- ▶ I live with parents. I live with .....



LESSON 5

# Vocabulary

1. Match. Repeat the names.



Cinderella

prince

party

coach



dress

glass slipper

wand

mice

pumpkin



# LESSON 6

## Song

1. Listen and repeat. Memorize and sing. Color.

### My universe

You, you are my universe,  
and I just want  
to put you first,  
and you, you are my universe  
and I...

In the night, I lie  
and look up at you.

When the morning comes,  
I watch you rise.

There is a paradise  
they couldn't capture...

That bright infinity  
inside your eyes.

Never ending forever,  
baby. You are my universe.

**Coldplay & BTS**



LESSON 7

# Reading comprehension

## Leonardo Da Vinci.


### 1. Read and talk.

Leonardo da Vinci was born at Vinci, a small town near Florence, Italy. He was famous for his paintings. He was also a scientist, mathematician, engineer, inventor, sculptor, architect, musician and writer.

Two of his pictures are the best paintings in the world: The Mona Lisa and The Last Supper. Most of his inventions were a helicopter, a parachute and solar power.

Leonardo painted for many years the portrait of a woman "Mona Lisa", known as Gioconda. That portrait is in the Louvre museum in Paris.

He died in France.



### 2. Dialogue.



Do you know where Florence is?

Florence is a city in Central Italy and the capital city of the Tuscany region. Florence has museums, palaces and churches that are the greatest artistic treasures in the world. The city is the "cradle of Renaissance". Vinci is a small village just at the north of Florence.

# LESSON 8

## Reading comprehension

1. Listen and repeat. Then discuss about the reading. Consult the dictionary.

### THE GREEDY DOG

A greedy dog went into a butcher's shop and stole a big bone. He ran away so fast that the butcher could not catch him. He was going to eat it all by himself.



The dog came to a stream. There was a narrow bridge across it. The dog walked on to the bridge, and looked into the water. He could see his own shadow in the water. He thought it was another dog with a big bone in his mouth.

The greedy dog dropped the bone from his mouth. It fell into the water and was lost. He jumped into the water to snatch the bigger from the other dog. The greedy dog jumped into the water with a big splash. He looked everywhere but he could not see the other dog. His shadow had gone.



The silly dog went home hungry. He lost his bone and got nothing because he had been too greedy.

# Evaluation

My name is: .....

## 1. Do the questions in present and past tense.

a) The teacher writes many sentences on the board.

.....?  
.....?

b) My parents speak to the Director.

.....?  
.....?

c) The children go to the school by bus.

.....?  
.....?



## 2. Change the sentences to the past and write in negative.

▶ Joseph takes a train to go to work.

past: ..... negative: .....

▶ My friends eat fish and chips.

past: ..... negative: .....



## 3. Complete with the correct form of the verbs.



▶ The engineers ..... at the airport.  
is - are work

▶ Ralph ..... the car yesterday.  
was - were wash

▶ They ..... to travel tomorrow.  
is - are go

## 4. Order the words.

like - of - cup - would - I - a - coffee

.....  
go - doctor's - the - She - to - should

.....



# Lottery



© EDITORIAL HUELLAS S.A.S.

# Vocabulary

I feel sick.	Do you like coffee?	He must practice exercises.	swim write fly
The boy began his homework.	J-o-s-e-p-h Spell your name.	The girl is eating.	She sang in the contest.
Take a bath.	jog walk jump	That man slept well.	King prince fairy
They drank water.	Don't disturb in class.	Jim is sick.	They went home.
live sleep begin	sneakers boots shoes	play chess	Get ready to go to school.

# Vocabulary

## 1. Match.



friends

singers

snail

clothes

beach

sky

clown

bird

cold

shrimp

world

musician

birthday

desert

