




Let's GO! D

WORKBOOK



UNIT 1

Habits and obligations

LESSON 1

Used to... affirmative - negative

1. Read. Look at the pictures.

Look at my family.
My father used to wear a big hat to go to the farm.

My mother used to dress a long skirt to stay at home.

My sister used to ride a horse on the farm.

My brother used to drive a big truck.



2. Mark: Yes or No.



Did you use to listen to music on the radio many years ago? Yes No

Did you use to go for a picnic beside a river? Yes No



Did you use to have lamps to light the houses? Yes No

Did you use to play marbles with your friends? Yes No

3. Look and read, complete.

▶ No, I didn't use to go for a picnic.

▶ No, I didn't

2 • two

LESSON 2

Have to... Conversations

1. Dialogue.



2. Answer according to the pictures. Complete the questions.



a) Does he have to study a lot?

b) Do they have to ?

c) Does she have to ?

- Yes, he has to...
 Yes, they have to...
 No, she doesn't have to...

LESSON 3

Has to...

1. Select, write and read.



.....

Does she have to sing?
 Does she have to close the window?
 Does he have to stop the car?
 Does she have to hurry up?

- ▶ He has to stop the car.
- ▶ She has to sing.
- ▶ She has to hurry up.
- ▶ She has to close the window.

2. Answer in negative. Read.



- ▶ Does he have to drive?
- ▶ Does it have to eat?
- ▶ Does she have to sleep?


No, he doesn't have to drive.
 No, it doesn't have to eat.
 No, she doesn't have to sleep.

4 • four

LESSON **4**

Adjectives. Comparisons as... as

1. Observe the pictures. Read.



The red pencil is **as** long **as** the blue one.

My brother is **as** fat **as** my cousin.



My sister is **as** pretty **as** my classmate.

My mother is **as** young **as** my father.



2. Complete the words.



c _ _ t _ _ _



s t _ _ _ n _ _ _



t _ _ _ _ l _



b _ _ _ g

big
thin
tall
small
strong
funny
cute
clean



_ _ _ _ e a _ _ _



f _ _ n n _ _ _



s m _ _ _ _ l



t _ _ _ _ n


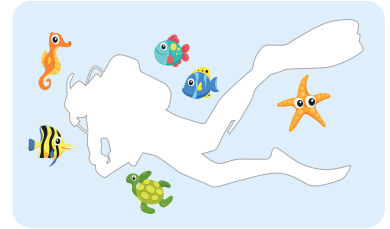


3. Draw a ball, a lamp, a flower, a doll, an animal, an apple. Write the adjective.

big - pretty - small - clean - tall - funny

LESSON 5

Adjectives – Superlative form

1. Describe and write according to the pictures. Color.



delicious - expensive - interesting - different - beautiful - dangerous

2. Listen and look at the comparisons. Match. Read.



The piano is more expensive than the guitar.



The bicycle is cheaper than the car.



The bus is bigger than the taxi.



Surfing is more exciting than skating.



The bike is the cheapest transport.



LESSON 6

Proverbs

► Keep your mouth shut and your eyes open.



► Hope for the best, prepare for the worst.

► Actions speak louder than words.



► Easy come, easy go.



► An apple a day keeps the doctor away.



► All is fair in love and war.

LESSON **7**

Guessing time

Memorize and play in a contest.


What kind of tree
can you carry in your hand?



I can fly, but
I don't have
wings, what am I?



What has one eye,
but can't see?



I eat vegetables,
I run fast,
I can be a pet,
I have long ears.
Who am I?



I have lakes with
no water, mountains,
with no stones and
cities with no buildings.
What am I?



Diamonds

Shine bright like a diamond.
Shine bright like a diamond.

Find light in the beautiful sea.
I choose to be happy.
You and I, you and I.
We are like diamonds in the sky.

You're a shooting star I see.
A vision of ecstasy.
When you hold me, I am alive.
We're like diamonds in the sky.

So shine bright
tonight, you and I.
We're beautiful like diamonds in the sky.
Eye to eye, so alive.

We are beautiful like diamonds in the sky.

Rihanna




UNIT 2

Can - Could

LESSON 1

Can - Could. Affirmative

1. Dialogue.



2. Complete the sentences.



She take photos.

He fix the car.



3. Read the sentences in past.



They **could** pick up trash yesterday.

She **could** wash the dishes last night.



He **could** go to the dentist's.

They **could** go camping.



LESSON 2

Interrogative - Negative

Can / Could

1. Listen and repeat. Complete.



► Can she practice the piano everyday?
Yes, she can practice the piano everyday.



► Can they watch TV on Sunday?
Yes, they can



► Can they model a garden with play-dough in class?
Yes, they can



► Can it jump from the balcony?
No, it cannot

2. Read and check the correct picture.




- Could he write a letter in the morning?
No, he couldn't write a letter in the morning.
- Could he play video games?
Yes, he could play video games.
- Could he catch the ball?
No, he couldn't catch the ball.

LESSON
3

Useful expressions

May I...?

1. Ask and answer. Read.



- ▶ May we play outside? Yes, you
- ▶ May I go out? Yes, you
- ▶ May he use the toilet? No, he may not. It is engaged.
- ▶ May they walk the dog? No, they
.....

2. Repeat the dialogue.



LESSON 4

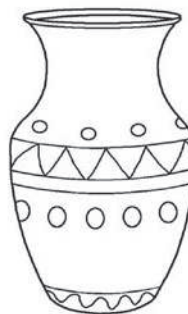

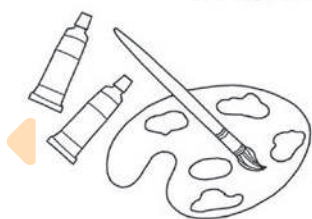
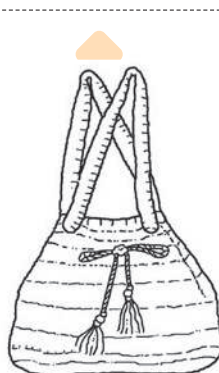

Handicrafts

1. Read.

People enjoy working with their hands in many parts of the world. Painting beautiful and colorful pictures. Knitting sweaters, scarves, gloves, bags. Carving jars, plates, dolls, pots, sculptures. Making bead accessories: bracelets, earrings, rings, necklaces. Sewing beautiful blouses, shirts and dresses with embroideries and ornaments.

2. Color the pictures of handicrafts. Write the names.

painting - hat - bag - dress - vase - necklace - jar - plates.





LESSON
5

A project

1. Paint a picture of handicrafts on extra paper and stick here.

Use different material to decorate it: lentils, rice, sequins,glitter, buttons, etc.

LESSON **6**

Song. 1st part

1. Memorize and sing.

The Potter

One day while I was praying

I began to tell my Lord...

“You are the Potter...
and I am the clay” ...



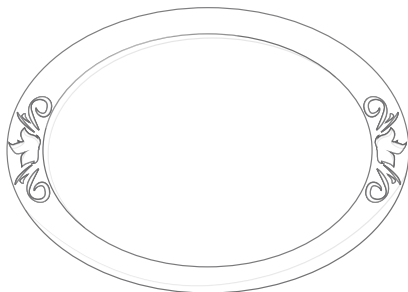


“Mold my life into your Image.
Do however you want to, Lord.
Make me into a new being”.

He told me “I don’t like this”.

“I must break you
and I will transform you
into a new vessel” ...



2. Color the vessel, the pots and the plates. Write the names.



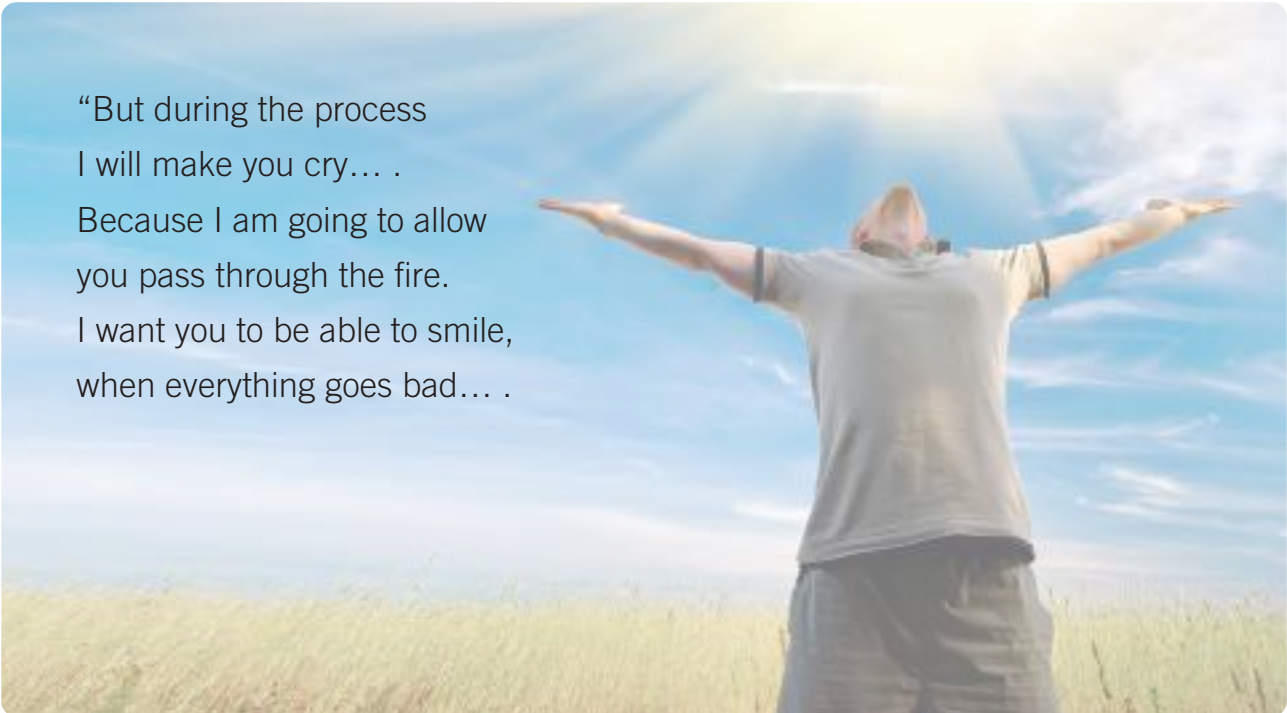


LESSON **7**


Song. 2nd part

Memorize and sing.

The Potter (continuation)




“But during the process
I will make you cry... .
Because I am going to allow
you pass through the fire.
I want you to be able to smile,
when everything goes bad... .



From you I want a song of praise
to replace all of your complaints
I want you trust in Me.
During the toughest storms
and also I want you
to learn how to forgive.

Lyrics.

Find the objects and color. Say the name.



UNIT 3

Time expressions

LESSON 1

Present

1. Read the time expressions that we use for present.



now - right now - everyday - at the moment - this week - tonight

- ▶ The children are playing now.
- ▶ I go to the park today.
- ▶ He drinks coffee right now.
- ▶ They sleep at the moment.
- ▶ She practices aerobics everyday.
- ▶ We watch the program on TV tonight.

2. Look at more time expressions. Read.

everyday - every week - every month - every year



- ▶ He takes a bath everyday.
- ▶ He jogs every week.
- ▶ She dances every month.
- ▶ They travel every year.

LESSON **2**

Past

1. Say the time expressions for past. Read.



yesterday

the day before yesterday

a week ago

last night

a year ago

last Sunday

a month ago

an hour ago

▶ They visited their grandparents last week.

▶ She went to the museum yesterday.

▶ The baby slept profoundly last night.

▶ My aunt was at home an hour ago.

2. Complete the sentences.



an hour ago - yesterday - last night

▶ The girl swam

▶ That dog ran

▶ The children bought ice cream

▶ That man walked in the park

LESSON 3

Future

1. Look at the pictures and write the answers.



Future time : tomorrow - tomorrow night - next week - next month - next year - next weekend.

a) What is she going to do?

She is going to tomorrow.

b) What are they going to do?

They are going to next weekend.

c) What will they eat?

They will tomorrow.

d) What is he going to do?

He is going to next month.

2. Circle the future.

N	E	X	T	W	E	E	K	X	X
X	T	O	M	O	R	R	O	W	X
N	E	X	T	S	U	N	D	A	Y
N	E	X	T	M	O	N	T	H	X

LESSON 4

Traditional tales

Aladdin and the wonderful lamp – Part 1

Dialogue. Act out.



The story begins.
Do you know Aladdin?



Yes, I know Aladdin and the wonderful lamp.



Tell me about Aladdin.

How was Aladdin when he was a child?



Aladdin was lazy and he was very poor.



What happened with Aladdin's uncle?

That man was a bad wizard.



Continue with the story...

The wizard took Aladdin out and they went into the forest.



So, when they found a big stone, the wizard ordered Aladdin to get into a big hole and go down to get the lamp.

The wizard was angry, shouted and with magic words covered the entrance.



LESSON
5

Aladdin and the wonderful lamp – Part 2



Dramatize.

Narrator.

Aladdin was in the cave. He felt alone and he began to cry. He found the lamp. He sat down and cleaned the lamp with the tears. Suddenly the Jinn appeared.

Aladdin: Who are you? Who are you?

Jinn: “I am the Jinn of the lamp”, “I am the slave of the lamp”. What do you want?

Aladdin: “Take me out of here”.

Jinn: What else do you want?

Aladdin: “A big house and some food”.

Jinn: “Here you are, some delicious food”.

Aladdin: “Mother, I saw the Princess; I want to marry her”.

Aladdin: “Please, mom, go to the Sultan and ask him if I marry the Princess”.

“And give the Sultan these beautiful jewels”.

Mother: “The Sultan accepted the gift and accepted you marry the Princess”.

Narrator: The Jinn saw the bad wizard near the palace and took him far away.

Aladdin and the Princess were married and lived happily for ever.



LESSON **6**

Vocabulary

1. Make a jigsaw. Use an extra paper and play with the new words. Draw and add vocabulary.

jewels	ring	wizard	prince
fire	palace	lamp	princess

2. Circle the words with colors. Write.

X	W	O	O	D	X	X
S	E	R	V	A	N	T
X	H	I	L	L	X	X
R	I	N	G	X	X	E
X	F	I	N	G	E	R
M	A	R	R	Y	X	I
W	I	Z	A	R	D	F

LESSON 7


Poem

1. Read and memorize the poem. Color.

My garden

This is my beautiful garden.
I plant my garden with love.
I have here the seeds.
I plant the seeds in it all.
The sun will be very bright,
the rain will fall right.
The seeds will grow twice
and the flowers will be mine.

Adaptation



LESSON 8

Practicing time expressions

1. Observe the pictures and match the time. Complete the sentence.



You ate in a restaurant



They flew to New York



You eat in a restaurant

- tomorrow
- yesterday
- today
- next week
- a year ago



She is going to play tennis



I am going to travel

UNIT 4

Jobs

LESSON 1

My neighborhood

1. Select and write the sentences. Draw a picture.

A large rectangular area with a dashed border for drawing. Below it are six horizontal lines with a small blue triangle on the left side of each line, intended for writing selected sentences.

- ▶ I live here. This is my neighborhood.
- ▶ There are some houses. There are some apartments.
- ▶ There is a small park next to the condominium.
- ▶ We have very nice neighbors in this place.
- ▶ I spend good time with my friends here.
- ▶ The families are kind and lovely people.

LESSON **2**

Jobs

1. Write the names.







2. Complete the words.

▷ c _ _ r p _ _ n t _ _ r, ▷ p l _ _ y _ _ r, ▷ f _ _ r m _ _ r, ▷ b _ _ k _ _ r,

▷ _ _ n g _ _ n _ _ _ _ r, ▷ c _ _ _ _ k, ▷ w _ _ t c h m _ _ _ n, ▷ _ _ c t _ _ r,

▷ d _ _ n t _ _ s t, ▷ d _ _ c t _ _ r, ▷ l _ _ w y _ _ _ , ▷ w _ _ _ _ t _ _ r.

LESSON
3

Places

1. Match the corresponding places.



airport



house



building



classroom



airport (plane)

doctor

baker

watchman

teacher

waiter

flight attendant

pilot

babysitter

engineer

housewife



nursery



restaurant



hospital



bakery



entrance

2. Write the places.

.....

.....

LESSON 4

**How often...?
How long... / far... / old...?**

1. Look at the pictures. Read. Questions.



- ▶ How often...? questions for frequency.
- ▶ How long...? questions for time.
- ▶ How far...? questions for distance.
- ▶ How old...? questions for age.

2. Write the questions.



▶ I go to the doctor's every month.
.....?

▶ They live in New York for ten years.
.....?



▶ It's two hours by car.
.....?

▶ She is three fifteen old.
.....?



LESSON
5

Match operations

Addition - Subtraction

1. Count by hundreds to one thousand. Write.



- ▶ 100 one hundred
- ▶ 200
- ▶ 300
- ▶ 400
- ▶ 500
- ▶ 600
- ▶ 700
- ▶ 800
- ▶ 900
- ▶ 1,000

2. Write the numbers. Read.

▶ 110

▶ 539

▶ 641

▶ 315

▶ 728

▶ 1,000

3. Do the additions and subtractions. Read.

$$\begin{array}{r} 45 \\ + 32 \\ \hline \end{array}$$

$$\begin{array}{r} 62 \\ + 16 \\ \hline \end{array}$$

$$\begin{array}{r} 7 \\ + 8 \\ \hline \end{array}$$

$$\begin{array}{r} 25 \\ - 13 \\ \hline \end{array}$$

$$\begin{array}{r} 74 \\ - 61 \\ \hline \end{array}$$


$$\begin{array}{r} 86 \\ - 52 \\ \hline \end{array}$$

Remember: + plus, - minus, = equals

LESSON **6**

Multiplication - Division

1. Practice the multiplication and read.



$4 \times 3 = 12$
four times three equals twelve

$5 \times 6 = \dots\dots\dots$

five multiplied by six equals

$9 \times 4 = \dots\dots\dots$

nine multiplied by four equals

2. Do the divisions.



$8 \div 4 = 2$
eight divided by four equals two

$12 \div 6 = \dots\dots\dots$

twelve divided by six equals

$10 \div 5 = \dots\dots\dots$

ten divided by five equals


LESSON 7

Song

Memorize and sing.




Numbers



Two plus two are four,
four and two are six,
six and two are eight,
eight and eight are sixteen.
Sixteen and eight are twenty-four.
Twenty-four and eight are thirty-two
and thirty-two plus ten are forty-two.



Repeat.





LESSON
8

Poem

Memorize and recite. Organize a contest of poetry.

I want to be

What do you want to be?

I want to be an artist
to paint the universe
with the natural beauty
and marvelous landscape.

I want to be a doctor
to give the patients the cure,
to carry them to the air pure.

I want to be a teacher
to guide children to the light.

So they will shine and
they will be very bright.



UNIT 5

Parts of the body

LESSON 1

Who is...? Who was...?

1. Read. Observe the picture.



Mr. and Mrs. Carson are passengers.
Danna is their daughter.
She is a passenger, too.

Look at the airport.

That man is a pilot now. He is captain Edward Smith.
He was a General Director of an airline last year.
The woman is Anne Miller.
She is a flight attendant, now.
She was a secretary in a flight Corporation,
but she was preparing to be a flight attendant
at the university, two years ago.




2. Answer the questions:

- a) Who is the man?
- b) Who is the woman?
- c) Who is Danna?
- d) Who was a director of an airline?
- e) Who was Anne Miller?

LESSON **2**

Describing people

1. Observe the picture and describe the people. Write.



tall
thin
fat short
blue - eyes
brown - eyes...

▶ Diane is _____ and _____ hair.

Her eyes are _____

Her face is _____.

▶ Liza is _____ and _____ hair.

Her face is _____.

Write:

I describe myself:

▶ I am _____ and _____.

▶ My hair is _____ and _____.

▶ My eyes are _____ and _____.

▶ My face is _____ and _____.

▶ I am _____.

a good person - kind - honest - friendly

LESSON 3

Seasons

1. Read and write the name.









- ▶ The weather is rainy in the Spring. There are flowers.
- ▶ The weather is sunny in the Summer. It is very hot.
- ▶ The weather is windy in the Fall. It is cold.
- ▶ The weather is snowy in the Winter. It is very cold.

2. Select the corresponding months for each season. Read aloud. Match.

Spring

Summer


Fall

Winter




October
November
December

January
February
March



April
May
June

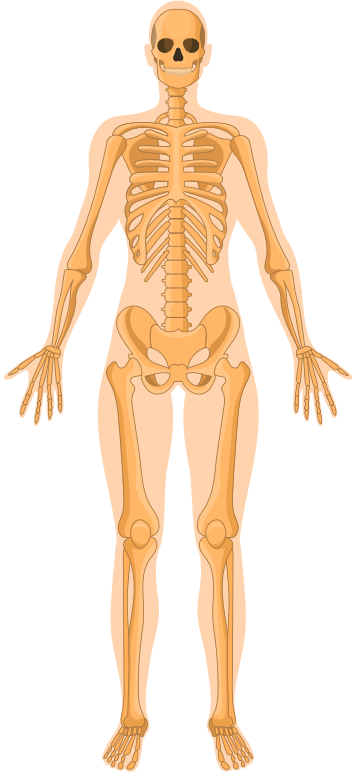


July
August
September

LESSON **4**

Body internal parts

1. Match. Read.



kidneys

ribs

lungs

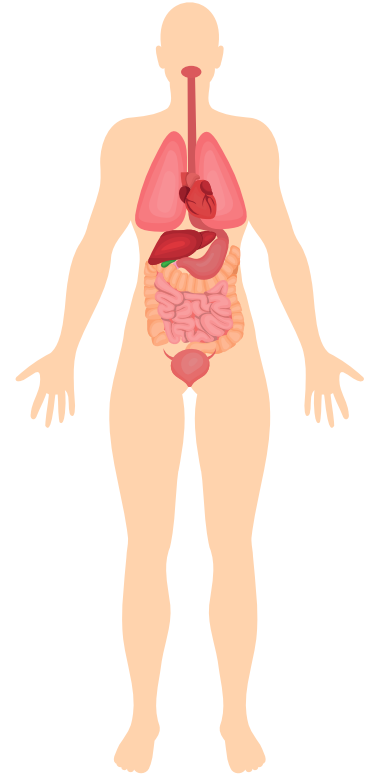
skull

liver

skeleton

heart

bones



2. Complete the sentences.



▶ The heart *pumps blood*

▶ The skull

▶ The lungs

▶ The ribs

▶ The liver

▶ The skeleton

▶ The kidneys

3. Make a poster with the principal internal parts of the body.

LESSON
5

Some diseases

1. Circle the diseases. Write and read.

X	X	X	X	M	X	X	X	C
F	L	U	X	E	X	X	X	O
D	I	S	E	A	S	E	S	U
C	O	L	D	S	X	X	X	G
S	M	A	L	L	P	O	X	H
X	X	X	F	E	V	E	R	X
X	X	X	X	S	X	X	X	X

◀ _____
 ◀ _____
 ◀ _____
 ◀ _____
 ◀ _____
 ◀ _____
 ◀ _____

2. Draw a first aid kit with the elements you need. Write the names.

LESSON 6

Going to the doctor's

1. Read the pictures. Write and complete.




I must go to the doctor's:

When I have a

When I have

When I have

2. Draw the different places you can go if you are sick.



hospital



clinic



medical center



drug store

LESSON 7

Recovering health

1. Draw pictures with some recommendations to keep healthy. Read.



Eat healthy food, fruit and vegetables. Also eat cheese and drink milk.

Exercise your body: playing, walking, running.



Sleep well and rest. Your brain and body need to rest.

Drink water everyday.



Wash your hands with soap and water always before you eat.

Memorize the song and sing. Color.

Keep healthy

What will you eat?

What will you eat?

To keep healthy indeed...

I will eat cheese and fish.

What will you drink...?

to keep healthy indeed...

I will drink some milk.

What will you need

to keep healthy...?

I need plenty of sleep

and clean water to drink.



UNIT 6

Famous writers

LESSON 1

William Shakespeare

1. Select the answer. Write and read.

a) Who was William Shakespeare?

.....

- singer
- football player
- writer
- magician

b) Where was he born?

.....

- Italy
- France
- England
- Colombia

c) What was Romeo and Juliet?

.....

- verse
- poem
- novel
- sonnet

2. Draw five books and write the titles of famous novels that Shakespeare wrote.

Othello		

LESSON 2

Miguel de Cervantes

1. Select and complete the sentences.

- a) Miguel de Cervantes was
 - b) The Spanish language is called
 - c) He was born in
 - d) He wrote
 - e) His most famous novel is
- a spanish writer.
 - Alcala de Henares, Spain.
 - novels, poems, plays and sonnets.
 - “The language of Cervantes”.
 - Don Quixote.

2. Color the principal characters of Don Quixote. Write the names.



LESSON 4

Reading comprehension

1. Listen and repeat. Read.

Spain

Spain is a country that is located in the southwestern part of Europe on the Iberian peninsula, on the coast of the Atlantic ocean and the Mediterranean sea. Spain has border with an African country. The capital of Spain is Madrid. Other important cities are Barcelona, Valencia, Sevilla, Saragossa and Malaga. Some tourist places are The Alhambra gardens, in Granada; Barcelona's Sagrada Familia, in Barcelona; The great Mosque in Cordoba. The religion is the Catholic Church.



2. Answer the questions.

a) Where is Spain located?

.....

b) Which country is at the South of Spain?

.....

c) What are important cities of Spain?

.....

d) What is the official religion of Spain?

.....

LESSON 5

More jobs

1. Listen, repeat and write.



sculptor





musician



piano player



painter



.....

2. Look at the pictures. Complete. Read.



I want to be

I want to be



I want to be

I want to be



LESSON 6

Anyone - Everyone -
No one - Someone

1. Observe the pictures. Read.



2. Write and complete.

someone
no one
anyone
everyone

-
one person, affirmative
-
no person, negative
-
any person = interrogative
-
no person = negative
-
a person = affirmative

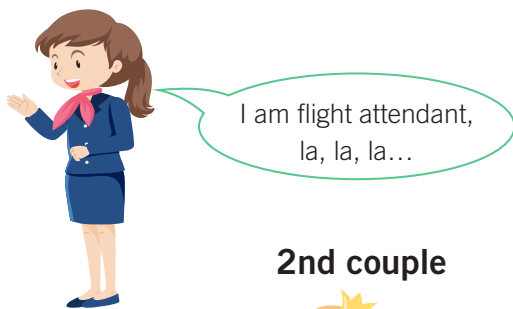
LESSON 7

Entertainment


1. Dance in pairs. Sing. Dramatize.

La, la, la ...

1st couple



2nd couple



3rd couple



4th couple



5th couple



Go round.
Repeat.

LESSON 8

Tongue Twisters

1. Organize a contest.

Peter Piper picked a peck of pickled peppers.
A peck of pickled peppers Peter Piper picked.



Five fierced friends
fight near the fire.

One – one was a race horse.
Two – two was one ,too.
One – one won one race.
Two – two won one, too.



Clean clams
crammed in clean
cans.

UNIT 7

Around the world

LESSON 1

Europe

1. Look at the map of Europe. Read.

Here, we have some important cities in Europe.
London, Paris, Rome.



- Remember: Paris is the most beautiful city of the world.
- Paris is the “city of light” and it has a lot of interesting places for tourists.
- London is located upon the river Thames. London is another important city in Europe.
- Rome is a beautiful city. It is the home of the Catholic church, where the Pope Francis lives.

2. Complete.

- Paris is the capital of
- London is the capital of
- Rome is the capital of

Another city in Europe Madrid

1. Read.



- ▶ Madrid is the capital and the largest city of Spain.
- ▶ Madrid is located in the middle of the country.
- ▶ It is a modern city. It has palaces, beautiful parks and galleries and important places: the Royal Palace, the plaza of Cibeles, the Prado museum, the Santiago Bernabeu stadium.
- ▶ Madrid is very famous for the bullfightings. People speak Spanish.

2. Write T for true, F for False.

- a) Madrid is the capital of Spain.
- b) The Santiago Bernabeu is a market.
- c) People speak French in Madrid.
- d) The Prado is a famous museum.
- e) Madrid is very famous for the bullfightings

LESSON 3

Other sites in The United States

1. Match.



Abraham Lincoln

A river in the U.S.A.



Capital of the U.S.A.

A very big city



The statute of Liberty



2. Draw and color. Write the names.



.....



.....




.....

LESSON 4

Sports: Cycling – Athletics - Tennis

1. Read the names of some sports. Color the pictures. Match.

Cyclism




Skating



Football



Tennis



Baseball



Swimming



2. Write some famous people of sports in Colombia.



..... is a famous cyclist.

..... is a champion in jumping.

..... are the best tennis players in Colombia.

LESSON 5

Let's save our planet

1. Mark Yes / No.

We protect our planet:

▶ Preserving trees.

Yes No



▶ Controlling the global warming.

Yes No



▶ Taking short showers.

Yes No



▶ Turn your computer off at night.

Yes No

▶ Start a garden.

Yes No



▶ Don't plant trees.

Yes No

▶ Use plastic bags.

Yes No



2. Mark X the ways that destroy our planet.



Burn the forest.



Don't save water.



Waste paper.

LESSON 6

Practicing

1. Complete the sentences according to the song. (Unit 7, lesson 6).

"Waving flag"

- ▶ Give me
- ▶ give me
- ▶ Give me
- ▶ take me
- ▶ See the
- ▶ take the field
- ▶ You define us, make us feel

freedom
fire
reason
higher
champions
now
proud




around
around
songs
sun

- ▶ Celebration is as
- ▶ every nations all us
- ▶ Singing underneath that


- ▶ When I get
- ▶ I will be
- ▶ They will call me
- ▶ Just like a waving

older
stronger
freedom
flag


2. Draw



a) A waving flag



b) champions




c) freedom

LESSON 7

Special celebrations


Day of the Dead in Mexico

1. Read. Color.




The day of Dead is a traditional holiday, a celebration of life and death in Mexico.

It is celebrated on November 1st and 2nd. Spirits and traditions take place across Mexico, Latin America and the United States. Family and friends come together to honor their lost relatives, they dressing up in costumes and in colorful decorations, for parades and festivals.



2. Select and write some celebrations.

- ▶ New York
- ▶ Washington
- ▶ Rio de Janeiro
- ▶ Bogota
- St Patrick’s day.
- The 4th of July – Independence day.
- A contest of professional samba schools.
- The Bogota’s International Theater Festival.



LESSON 8

Game

1. Color.



2. Draw and select the sentences according to the drawings. Read.

--	--	--

- ▶ This is a celebration of life (dances).
- ▶ This is to give offerings to the dead (gifts).
- ▶ Sugar skulls are essential for decorations (skulls).

UNIT 8

Telecommunication

LESSON 1

Electronic communication

1. Connect with an arrow. Read.


People use computers.

People use tablets.

To get fast communication.

People can explore on the Internet.

People can watch TV programs.



2. Order the words. Write.

internet - communication - fast - get - to - use - People.

People - computers - of - use - today - millions.

is - stores - a - that - computer - programs - machine - The

LESSON 2

Communication

1. Complete and read.



a) Internet is a network of and that



communicates around the



b) Fax was that sends and receives in electric form.



A set of household appliances contains:,,



.....,,



.....,,

2. Write T for True or F for False.

A set of applications at home has:

▶ refrigerator

▶ broom

▶ stove

▶ mop

▶ ceiling fan

▶ brush

▶ coffee maker

▶ camera

▶ microwave

▶ light bulb

▶ kettle

▶ blender

LESSON 3

Work with computers

1. Change the sentences. Use prefer-like.


a) I am a Computer Technician.

.....

b) I am a Systems Engineer.

.....

2. Match. Read.



photocopier



electronic card



microwave



refrigerator



washing machine



LESSON 4

Digital store

1. Circle the words with colors. Write.

¹ S	⁴ T	V	S	E	T	X	X	² R	³ D
T	⁵ D	I	G	I	T	A	L	A	I
O	⁶ M	E	M	O	R	Y	X	D	S
R	⁷ C	A	M	E	R	A	X	I	K
E	X	R	⁸ W	A	T	C	H	O	X

1

2

3

4

5

6

7

8

2. Draw the objects of technology.

LESSON 5

Actions

1. Read. Practice the vocabulary.



eat



clean



repair the bike



live



wear



stop



play



comb



show



buy



wash the dishes



paint a picture



finish homework



walk



get up



skate



help



sing



take a bath







see



LESSON 6



A fable

1. Complete and read.



The w  and the S  were di . A trav ,



coming down the r , and the S  said: "I see a

w  to decide our d .

"We can cause the  to take off his j  and then we will look at we are the stronger".

The s  retired behind a c  and the w  began

to b  upon the t .

But the t  wrapped his j  more closely round him.

At last the w  had to disappear.

Then, the s  came out and s  upon the, the t ,

he felt very h  to w  with his j  on.

LESSON **7**

Invitations

1. Observe the pictures. Read and talk about them.

There are different cards for celebrations. Here, we have some examples.



2. Design here a party invitation. Make a card on extra paper.

A large dashed rectangular box intended for the student to design their own party invitation.

LESSON 8

Poems

1. Memorize the poem. Make a poster of the poem. Color.

The seasons



Spring is green.
Summer is bright.
Fall is yellow,
and Winter is white.



In Winter the streets cars
are like frozen cakes.
All covered up
with cold snowflakes.

And every where
the people go...
with faces tickled
by the snow.



Dorothy Aldis

Evaluation

My name is:


1. Write the comparisons of the adjectives.

tall - small - old

- ▶ The blue building is as as the yellow one.
- ▶ The brown ball is than the black ball .
- ▶ My grandmother is person in my family.



2. Answer the questions.



- ▶ Can it fly high?
Yes,
- ▶ Can he swim in the river?
Yes, he
- ▶ Can she run on the street?
No, she

3. Do the questions.

- ▶ ?
They will dance tomorrow.
- ▶ ?
They are going to eat in a restaurant next weekend.



4. Write.

- ▶ Some of the internal parts of the body are:
.....


5. Complete.

I want to be a (an)

journalist cashier engineer guitar player



Lottery



Vocabulary

Keep the baby.	Time is money.	Take the garbage out	She can buy flowers.
You may not walk.	powerful weak	He can't go out.	Make bracelets.
hats scarves gloves	A birthday party	crown jewelry	A plane flew yesterday.
fashion designer	Winter Summer	ribs skull	flu fever
cashier travel agent	The capital of France The capital of England	birthday card	thread

Vocabulary

1. Match.



funny

expensive

world

dance

poor

sew

speak

babysitter

watchman

laugh

mall

get up

jumping

path

