

EDUCACIÓN BÁSICA PRIMARIA

# Let's GO! C

Work Book



# UNIT 1

# MEETING PEOPLE AT SCHOOL

## LESSON 1

### Nice to meet you

#### 1. Dramatize.






#### 2. Ask and select the answer. Read.

- |                            |                                    |
|----------------------------|------------------------------------|
| a) Are you a new student?  | _____ My name is Charles.          |
| b) Is he a new student?    | _____ I am okay, thank you.        |
| c) What is your name?      | _____ It is nice to meet you, too. |
| d) How are you today?      | _____ Yes, he is.                  |
| e) It is nice to meet you. | _____ Yes, I am a new student.     |

LESSON 2


# My school

1. Color and write the names.



classroom -  
music room -  
office - library -  
cafeteria -  
boys' toilet -  
girls' toilet - gym



2. Look at the park. Color and match.



Swings




Jungle gym



Seesaw

Slide




Monkey bars

LESSON 3

# Who is she/he?

1. Ask and answer. Write and read. Color.




Who is she?

She is Anne.




Who \_\_\_\_\_?

She \_\_\_\_\_.



Who \_\_\_\_\_ he?

He \_\_\_\_\_.



\_\_\_\_\_?

He \_\_\_\_\_.


2. Select the actions you can do or you can't. Write. Color.



She can \_\_\_\_\_ .




He \_\_\_\_\_ a horse.



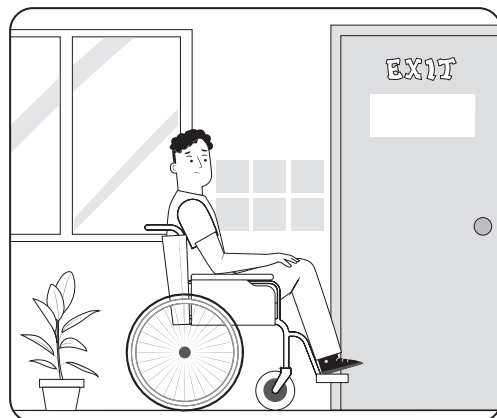
He \_\_\_\_\_ .



He \_\_\_\_\_ watch TV.



She \_\_\_\_\_ cross  
the street.



He \_\_\_\_\_ walk.

LESSON 4

# Simple present

1. Look at the pictures. Dialogue.

Do you have a book?



Yes, I do.  
Yes, I have a doll.

Yes, I do.  
Yes, I have a book.



Do you have a doll?

Does he have a book?



Yes, he does.



Does she have a doll?



Yes, she does.



2. Ask and answer.

**Joe**



Does Joe cook in a restaurant?  
Yes, he does.

**Nancy**



Nancy \_\_\_\_\_?  
Yes, \_\_\_\_\_.

**Sophy**



Sophy \_\_\_\_\_?  
Yes, \_\_\_\_\_.

**Robert**



Robert \_\_\_\_\_?  
Yes, \_\_\_\_\_.

**Tom**



Tom \_\_\_\_\_?  
Yes, \_\_\_\_\_.

cook in a restaurant

talk on the cell phone

play the guitar


buy a pet

fly a plane

**LESSON 5**

**Simple present-negative**

**1. Observe the picture. Complete the questions and the answers. Color.**



paper, scissors,  
colors, paint, string,  
pencil, pen, ruler

- a) Does he have paper?  
Yes, he does.
- b) Does \_\_\_\_\_?  
Yes, he \_\_\_\_\_.
- c) Does \_\_\_\_\_?  
\_\_\_\_\_, \_\_\_\_\_.
- d) Does \_\_\_\_\_?  
Yes, \_\_\_\_\_.
- e) Does she \_\_\_\_\_?  
Yes, \_\_\_\_\_.
- f) \_\_\_\_\_ a \_\_\_\_\_?  
Yes, \_\_\_\_\_ a \_\_\_\_\_.
- g) Does \_\_\_\_\_ a \_\_\_\_\_?  
Yes, \_\_\_\_\_ a \_\_\_\_\_.
- h) Does \_\_\_\_\_ a \_\_\_\_\_?  
Yes, \_\_\_\_\_ a \_\_\_\_\_.

**2. Draw.**

scissors	paint	pencil	paper
string	pen	ruler	colors

LESSON 6

# Questions in present

1. Sing and dramatize. Color.

Do you eat hamburgers?  
No, I don't.  
No, I prefer hot dogs.



Does she drink coke?  
Yes, she does. She drinks coke.

Does he prefer ice cream?  
Yes, he does. He loves ice cream.



Does it drink milk?  
Yes, it does. It drinks milk.

2. Read the negative answers.



Does he play tennis?  
No, he doesn't. He doesn't play tennis.

Does she dance rock?  
No, she doesn't. She doesn't dance rock.

Does he practice surfing?  
No, he doesn't. He doesn't practice surfing.

**LESSON 7**

**My schedule**

1. Read and complete.



**This is my schedule:**

On Monday I study .....

On Tuesday I .....




On Wednesday I .....


On Thursday I .....

On Friday I .....


*I love English* \_\_\_\_\_ and \_\_\_\_\_


2. Draw. Color and write.



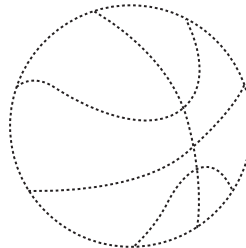




MATH  
FRIDAY  
SYSTEMS  
SCHEDULE  
TUESDAY






347%  
\$8+96  
23÷49







**Systems**

LESSON 8


# The classroom activities

1. Dialogue.

What do you do on Mondays?




I study English, Math, Science.



What do you do on Tuesdays?



I study Geography, Systems, Music.



What do you do on Saturdays?



I go to the gym, I practice physical exercises.



What do you do on Sundays?



I go to the park, I go to visit some friends, I relax at home.





Read and draw.

## **My classroom activities**

Study - Write - Paint

Practice physical exercises

Play the piano - Talk in English

# UNIT 2

# PROGRESSIVE FORM

## LESSON 1

### Daily routines at home

1. Complete the sentences and color the corresponding lines.

Mary is \_\_\_\_\_ a bath.

My mother \_\_\_\_\_ juice.

Mary parents are \_\_\_\_\_ breakfast.

My brother \_\_\_\_\_ his teeth.

The children \_\_\_\_\_ dressed.

Richard is getting up.

2. Order the words.

\_\_\_\_\_

y i s u t d g n    g i n r w o k    g g i o n

\_\_\_\_\_

n g i a e t    g n i g t t e    i g n k a t

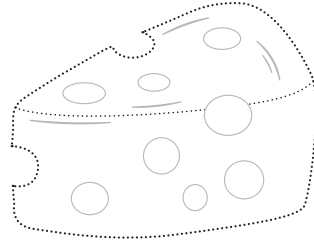
3. Complete.

After school, we \_\_\_\_\_ at home, we \_\_\_\_\_ dinner at home, we \_\_\_\_\_ TV at home and we \_\_\_\_\_ at night.

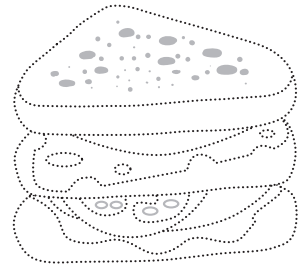
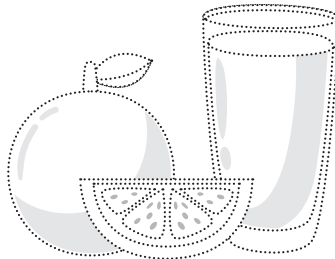
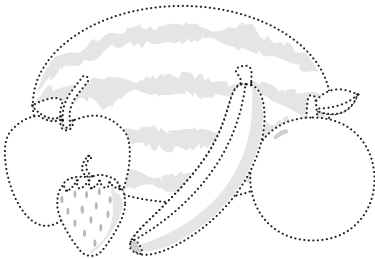
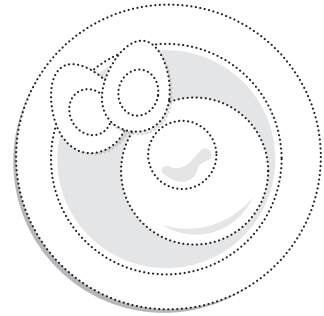
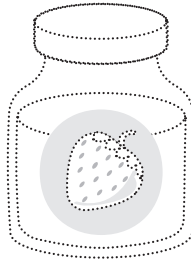
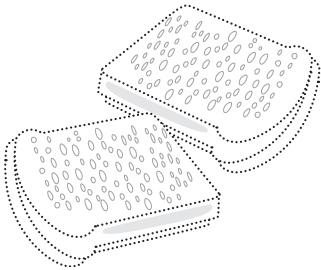
LESSON 2

A / some

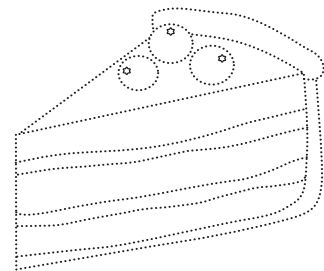
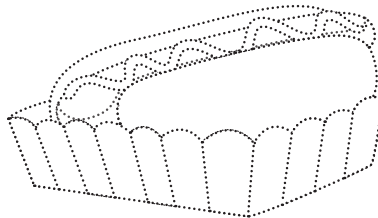
1. Draw, color and write.



toasts - fruit-  
milk - juice-  
cake-



cheese - hot  
dog - eggs-  
marmalade-  
sandwich




2. Write a - an - some, according to the picture.

# a - an - some



a hot dog



an orange



some milk.



\_\_\_\_\_ cup of coffee



\_\_\_\_\_ egg



\_\_\_\_\_ soup



\_\_\_\_\_ piece of cake



\_\_\_\_\_ apple



\_\_\_\_\_ fruit

LESSON **3**

**Some / Any**

**1. Dialogue.**

Do you have any cheese?  
Yes, I have some cheese.


Do you need any milk?  
Yes, I need some milk.

Do you like any juice?  
Yes, I like some juice.

Do you need some eggs?  
Yes, I need some eggs.

Do you want some bread?  
No, I don't want any bread.

Do you like some soup?  
No, I don't like any soup.



**2. Color. Play and enjoy.**

Go and get the star!  
Who?  
Any student!  
Any student?  
Yes, any...  
Yes, a boy or a girl.  
Go and run!  
Catch the star!  
Yes, get a star (applause).  
Any star?




## Information questions - What...?

1. Look at the pictures on the pages 20 and 21. Color and read. Complete.

There are some cars, there are some trucks, there are some buses, there are some vans and there is a motorcycle, but there aren't any planes in the sky.

- What do you see in the pictures?

I see some \_\_\_\_\_, some \_\_\_\_\_, some \_\_\_\_\_, some \_\_\_\_\_ and a \_\_\_\_\_, but there aren't any \_\_\_\_\_ in the pictures.



2. Complete the questions and answers. Look at the exercise 1.

a) How many cars are there in the pictures?

There are \_\_\_\_\_

b) How many \_\_\_\_\_?

\_\_\_\_\_

c) How many \_\_\_\_\_?

\_\_\_\_\_



d) How \_\_\_\_\_ ?  
\_\_\_\_\_

e) How \_\_\_\_\_ ?  
There is a \_\_\_\_\_.

f) How many planes \_\_\_\_\_ ?  
There aren't \_\_\_\_\_.

LESSON 5


# Where are you?

## 1. Dialogue.



Where are you, Thomas?

Look at me, I am here.



Where are you, Kate?

I am here, upstairs.



Where are you, Karen?

I am here, in the garden.



Where are you, children?

We are here, watching TV.



## 2. Write the questions.


- \_\_\_\_\_ ?
- \_\_\_\_\_ ?
- \_\_\_\_\_ ?
- \_\_\_\_\_ ?
- \_\_\_\_\_ ?

- I am at school now.
- I am in the office.
- I am at home now.
- We are at the gym.
- We are at the cinema.

# LESSON 6

## What does he / she do?

1. Observe the pictures and read.



- a) Mr. Thompson is a clerk. He works in a big store.
- b) Lynn is a TV announcer. She presents some programs on TV.
- c) Dan is a mechanic. He fixes cars.
- d) Pat is a babysitter. She loves babies.
- e) Mr. Jackson is a travel agent. He works in a travel agency.
- f) Alfred is a taxi driver. He drives a taxi.

2. Complete the questions according to the pictures.

- a) What does Mr. Thompson do?
- b) What does \_\_\_\_\_ ?
- c) What \_\_\_\_\_ ?
- d) What \_\_\_\_\_ ?
- e) What \_\_\_\_\_ ?
- f) What \_\_\_\_\_ ?

**LESSON 7**

**Game**

**1. Play. Write and sing.**



Where are you from?

I am from Colombia.

I am Colombian.

Where \_\_\_ \_\_\_ \_\_\_?

I \_\_\_ \_\_\_ \_\_\_.

I \_\_\_ \_\_\_.

Where \_\_\_ \_\_\_ \_\_\_?

I \_\_\_ \_\_\_ \_\_\_.

I \_\_\_ \_\_\_.

Where \_\_\_ \_\_\_ \_\_\_?

I \_\_\_ \_\_\_ \_\_\_.

I \_\_\_ \_\_\_.

Where \_\_\_ \_\_\_ \_\_\_?


I \_\_\_ \_\_\_ \_\_\_.

I \_\_\_ \_\_\_.

**2. Circle.**



c	b	r	a	z	i	l	i	a	n
f	r	a	m	e	r	i	c	a	n
c	o	l	o	m	b	i	a	n	x
b	r	a	e	n	g	l	i	s	h
f	r	e	n	c	h	o	l	o	c
e	n	m	e	x	i	c	a	n	f



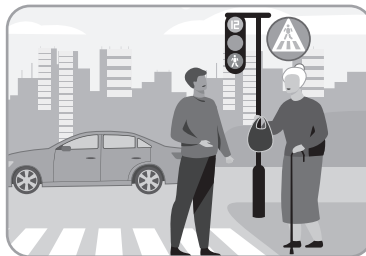
**LESSON 8**

**Some expressions**

**1. Read.**

Thank you / Keep in silence / Don't worry  
 Take it easy / Stand on line / Follow me  
 Wait a minute, please. / Help me, please / Give me some...

**2. Write according to the picture.**



# UNIT 3

# ADVERBS

## LESSON 1

### Always - Usually

1. Look at the pictures. Read. Mark with a tick.



Marianne usually gets up at six o'clock in the morning.

Monday	Tuesday	Wednesday	Thursday	Friday	Saturday	Sunday
<input checked="" type="checkbox"/>	<input checked="" type="checkbox"/>	<input checked="" type="checkbox"/>	<input checked="" type="checkbox"/>	<input checked="" type="checkbox"/>	<input type="checkbox"/>	<input type="checkbox"/>



Marianne always eats breakfast at home.

Monday	Tuesday	Wednesday	Thursday	Friday	Saturday	Sunday
<input type="checkbox"/>	<input type="checkbox"/>	<input type="checkbox"/>	<input type="checkbox"/>	<input type="checkbox"/>	<input type="checkbox"/>	<input type="checkbox"/>



She usually goes to school by bus.

Monday	Tuesday	Wednesday	Thursday	Friday	Saturday	Sunday
<input type="checkbox"/>	<input type="checkbox"/>	<input type="checkbox"/>	<input type="checkbox"/>	<input type="checkbox"/>	<input type="checkbox"/>	<input type="checkbox"/>



Marianne usually wears a uniform to go to school.

Monday	Tuesday	Wednesday	Thursday	Friday	Saturday	Sunday
<input type="checkbox"/>	<input type="checkbox"/>	<input type="checkbox"/>	<input type="checkbox"/>	<input type="checkbox"/>	<input type="checkbox"/>	<input type="checkbox"/>

2. Notice the frequency of the actions. Color the letters.

always = 100% (everyday)

usually = 80% (not everyday)

**LESSON 2**

**More adverbs - Sometimes**

**1. Match and connect. Fill in the blanks. Read.**

**Johnny**



**tennis**

**Paul**



**bicycle**

**Melissa**



**chess**

**Brenda**



**piano**

**Jack**

**baseball**

Johnny sometimes practices the piano lessons.  
 Paul \_\_\_\_\_ plays baseball after school.  
 Melissa \_\_\_\_\_ plays tennis on Saturdays.  
 Brenda \_\_\_\_\_ rides her bike to school.  
 Jack \_\_\_\_\_ plays chess with his father.

**2. Complete and read.**

**Sometimes = 50% (two – three days in a week)**

I \_\_\_\_\_ drink lemonade after the Physical Education class.  
 I \_\_\_\_\_ watch TV at noon.  
 I \_\_\_\_\_ play outside with my friends.

LESSON **3**

**Seldom - Never**

1. **Observe the pictures. Read.**

They seldom watch TV after 10 p.m.



They seldom go to bed after 10:30 every night.



She never goes outside alone at night.



They never play with fire.



**seldom = 20 % (one day in a week)**

**never = 0% (no days)**

2. **Write: seldom - never. Read.**

I \_\_\_\_\_ do a magic trick.



I \_\_\_\_\_ swim in a big pool.


**LESSON 4**

**How often...?**

**1. Write the questions and order the answers.**

► How often does he practice football?

sometimes    football    he    practices



► How \_\_\_\_\_ \_\_\_\_\_ \_\_\_\_\_ \_\_\_\_\_ \_\_\_\_\_ ?

usually    train    she    travels    by



► How \_\_\_\_\_ \_\_\_\_\_ \_\_\_\_\_ \_\_\_\_\_ \_\_\_\_\_ ?

always    lunch    I    eat    school    at




► How \_\_\_\_\_ \_\_\_\_\_ \_\_\_\_\_ \_\_\_\_\_ \_\_\_\_\_ ?


never    motorcycle    they    ride    a




**2. Draw pictures.**



She never gets up late.



He always drinks water.



I usually watch TV after dinner.

LESSON **5**

**Rhymes**

**1.** Memorize and organize a contest.



Nine white cats  
are walking at night.  
They need light  
with the moon that shines.


So, they are right  
with the moon that brights.  
And happy at once  
for all of their lives.



**2.** Complete the rhyme with the words from the box.

When I walk  
I want to \_\_\_\_\_,  
but I prefer to write  
specially at \_\_\_\_\_.

walk - talk  
write - night



LESSON **6**

**Quickly - Slowly - Quietly**

1. **Observe the pictures. Read.**

Please, get on quickly.  
Please, I recommend to  
travel quietly inside  
the car.



Sit down  
slowly and properly.  
Good children.

2. **Complete. Write quickly - slowly - quietly.**



The players are  
running \_\_\_\_\_.



The children  
walk \_\_\_\_\_, not  
to make noise.



Please, the baby  
is sleeping, come  
in \_\_\_\_\_.

# LESSON 7

## Chores at home

### 1. Match. Read.



Wash the dishes.  
 Dust the furniture.  
 Mop the floor.  
 Vacuum the floor.  
 Hang up the clothes.  
 Do the laundry.  
 Iron the clothes.  
 Take out the trash.  
 Sweep the floor.  
 Clean the windows.  
 Cook the meal.



### 2. Write the chores.



\_\_\_\_\_

\_\_\_\_\_



\_\_\_\_\_

\_\_\_\_\_



\_\_\_\_\_

\_\_\_\_\_



\_\_\_\_\_

\_\_\_\_\_



LESSON 8

Song

1. Sing a song.



If you are happy  
and you want to do it.  
If you are happy  
and you want to do it.  
If you are happy  
and you want to do it.  
Mop the floor (sh sh sh).  
If you are happy  
and you want to do it  
\*clean the door (sh sh sh).



Adaptation

\*Continue with the other chores.




# UNIT 4

# PAST OF ACTIONS

## LESSON 1

## Simple past

1. Look at the picture. Read. Color.



Last vacations, we traveled to a farm. We visited our grandparents, my grandma and my grandpa. They lived in the city, but they changed the house and they moved from the city to a farm. We arrived early, we kissed everybody, they invited us to eat breakfast. We played and enjoyed it very much.

2. Notice the verb in past. Read.

traveled



arrived

visited



kissed

lived

played

changed



enjoyed

moved



invited

**LESSON 2**

**Questions**


**1. Connect the questions and answers. Read.**

Did he brush his teeth?



Yes, he did. He practiced football yesterday.

Did she skate?



Yes, they did. They watched TV yesterday.

Did they watch TV?



Yes, he did. He brushed his teeth.

Did he practice football?

Yes, she did. She skated yesterday.

**2. Observe the sentences in negative form. Read.**

Ray didn't play tennis yesterday.



Melissa didn't study yesterday.



They didn't speak English yesterday.



They didn't eat ice cream yesterday.



**3. Complete. Use negative in past.**

a) I \_\_\_\_\_ drink milk yesterday.

b) She \_\_\_\_\_ teach Spanish.

# LESSON 3

## Past tense of irregular verbs

1. Read the sentences in past. Complete the exercise.



a

bought



b

ate



c

drank



d

spoke



e

got up



f

took



g

wrote



h

had

a) Mrs. Pierce bought fruit yesterday.

b) That boy ate cake yesterday.

c) The baby drank milk yesterday.

d) The man spoke with his friends yesterday.

e) \_\_\_\_\_.

f) \_\_\_\_\_.

g) \_\_\_\_\_.

h) \_\_\_\_\_.

2. Ask and answer in negative form.

a) Did she buy eggs yesterday?

No, she didn't buy eggs yesterday.

b) Did he eat a hamburger yesterday?

No, \_\_\_\_\_.

c) Did the baby drink milk yesterday?

No, \_\_\_\_\_.

d) Did the man speak with his friends yesterday?


No, \_\_\_\_\_.

# LESSON 4

## Past - To be

### 1. Notice the use of to be in past.

She was in primary school.  
She was a university student.  
She is a manager.



Christopher was a guitar player.  
Christopher was a piano player.  
He is an artist.

They were in The United States yesterday.  
They were in France last year.



### 2. Repeat the questions and answers.



- a) Were you at home?
- b) Was he in a hospital?
- c) Were they in the stadium?
- d) Were they in the forest?

- No, I was not.
- No, he was not.
- No, they were not.
- No, they were not.

was not = wasn't

were not = weren't

LESSON 5

Song

1. Color. Sing.



2. Sing the song. Color.

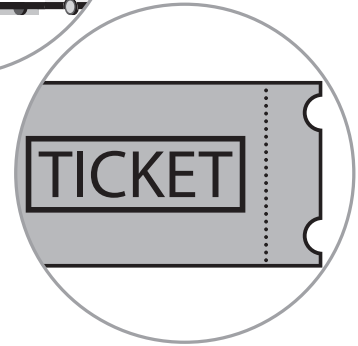
Oh!, children,  
come and play!  
Where were you?  
I was at the park.  
And where were you?  
We were at home.  
Okay, come and play.  
Here at the park.



LESSON **6**

Past progressive

1. Connect and write.



Mr. Davidson was taking a taxi.  
 He was going to \_\_\_\_\_ .  
 Mrs. Townsend was buying some fruit.  
 She was going to the \_\_\_\_\_ .  
 They were traveling by train.  
 They were visiting their family.

2. Do the questions and answer. Complete.

What were you doing?  
 What \_\_\_\_\_ she doing?  
 What were they doing?

I was \_\_\_\_\_ a taxi.  
 She \_\_\_\_\_ fruit.  
 They \_\_\_\_\_ train.

Observe. Read.

I was speaking.  
 You were eating.

She was reading.  
 They were playing.

# LESSON 7

## Reading. Wolfgang Amadeus Mozart


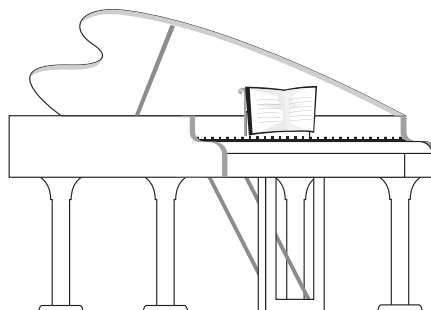
### 1. Listen and repeat.

- Mozart is known as a child prodigy because he was a marvelous composer and musician.
- He was born in Salzburg, Austria, on January 27, 1756.
- He composed his first piece of music when he was five, and wrote his first opera at the age of twelve.
- His famous compositions: The magic flute, Don Giovanni. The marriage of Figaro, Requiem.
- He lived with his family in Viena. While he wrote a solemn mass and several symphonies he started concerts for piano and violín in Paris and Italy, with a great success.
- He died at the age of thirty-five.



### 2. Color.

piano      violin



**LESSON 8**

**Guessing time**

**1. Put the letters in the right order.**

m m s g n i w

-----



u n n r n g i

-----




n g i t a e

-----



g i n k r o w

-----



i n g a k m



-----



**2. Guess. Draw.**

1) First, it is a worm  
and after it flies.



What is it?



2) I am in the sky  
we appear millions

at night  
and shine right!

Who am I?



(butterfly-star)

# UNIT 5

# ADJECTIVES - COMPARISONS

## LESSON 1

### Comparison - Short adjectives

1. Look and write.



Helen is tall. She is wearing a long skirt, a big hat, a pretty blouse, a handbag, and new high shoes.



Harriet is short and fat. She is wearing a short skirt, a small hat, a nice blouse and soft shoes.

Compare:

Helen's skirt is longer **than** Harriet's skirt.  
Helen's hat is bigger **than** Harriet's hat.  
Helen's blouse is prettier **than** Harriet's blouse.

2. Match the opposites. Say the comparisons orally. Color.



**soft**

**dirty**

**high**

**big**

**full**

**empty**



**pretty**


**long**

**fast**

**slow**

**small**

**low**





**clean**

**hard**

**short**

**ugly**



# LESSON 2

## Comparisons of long adjectives

### 1. Read. Complete.




wonderful



expensive




intelligent



dangerous



delicious



difficult

wonde \_\_\_\_\_

exp \_\_\_\_\_

int \_\_\_\_\_



dang \_\_\_\_\_

deli \_\_\_\_\_

diff \_\_\_\_\_

### 2. Form the comparisons. Write.

Cars competition is more exciting than bicycles competition.



A lion is more \_\_\_\_\_ than a horse.

A dolphin is more \_\_\_\_\_ than a crab.

exciting  
dangerous  
beautiful

**LESSON 3**

**There is - There are**

**1. Complete and match.**



There is a s \_ \_ a r \_ \_


There is a g \_ \_ r l

There are c h \_ \_ \_ r

There are d \_ \_ g

a p p l \_ \_ s      f l \_ \_ w \_ \_ r s

c \_ \_ t              a n \_ \_ m \_ \_ l s



There are

There is a

There are

There is a



**2. Observe the picture. Read in past and negative.**

**Present**

There is - There was

There isn't - There wasn't

**Past**

**Present**

There are - There were

There aren't - There weren't

**Past**

**Past**

There was a horse on the farm.

There were horses on the farm.

There was a man on the horse.

There wasn't a man on the horse.

**Negative**

There wasn't a horse on the farm.

There weren't horses on the farm.

There were men on the horses.


There weren't men on the horses.



## Spelling

1. Remember the letters of the alphabet. Color.

a - b - c - d - e - f - g - h  
i - j - k - l - m - n - o - p - q



r - s - t - u - v - w - x - y - z

2. Try in order... play.

I say a letter of the alphabet, and you say a word that begins with that letter.

Follow the example and spell it completely.

**f - fire** and spell **f - i - r - e**

Good... continue...

Guess it!

Speak in front of the group.



I am the guide.

Follow me.

Help me.

Begin.

A ship comes from  
Cuba, It comes  
full of... (Say the first letter.)

c - a - r - s

a \_ \_ \_

Ok, good so...

Continue the game.

(The student who  
wins is the guide now.)

Okay, follow the exercise.

(grapes, chickens, shoes.)



LESSON **6**

# Expressions

Remember some expressions that you need everyday. Repeat.



Yes, please.



No, thank you.



This way, please.




Follow me, please.



I am so sorry.



See you later.



Let me help you.



You are welcome.

LESSON 7

Song

1. Memorize and sing.

**Clementine**

Oh, my darling,  
oh, my darling,  
oh, my darling,  
Clementine.  
You are lost  
and gone forever.

Dreadful sorry,  
Clementine.  
Oh, my children,  
oh, my children,  
oh, my children,  
in my class.

You are happy  
and good forever.  
I don't worry  
my dear friends.

Adaptation




2. Color the cowboy.



LESSON 8

# Our planet

1. Listen and repeat. Color and talk about our planet.



The planet Earth is the place that we live, where life exists in the solar system. The natural resources: air, land and water are plenty on Earth to preserve life, and we have the basic needs: food, clothing and shelter. Environmental care is very important for the protection of natural resources.

2. Mark T for true, F for false.

## How to protect nature

- ▶ Take long showers to save water. ....
- ▶ Grow an organic garden to get fresh products. ....
- ▶ Use many plastic bags when you are shopping. ....
- ▶ Have all plant-derived foods in a special storage container. ....
- ▶ Transfer the waste to an outdoor organic garden. ....













# UNIT 6

# PLURALS










## LESSON 1

## Irregular plurals

1. Look at the pictures. Read.

 a man	 some men	 a woman	 some women
 a policeman	 some policemen	 a child	 some children
 tooth	 teeth	 foot	 feet

2. Complete and read.


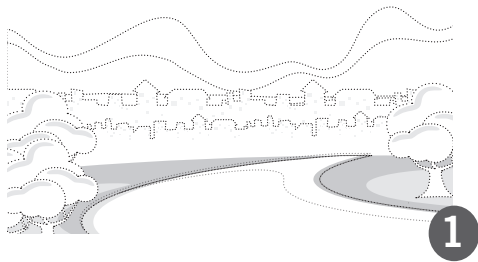
A  \_\_\_\_\_ and  some \_\_\_\_\_ are at the  park, and they are with  some \_\_\_\_\_, but there are  some \_\_\_\_\_ talking to them. Around the park there are  three \_\_\_\_\_ and  two \_\_\_\_\_. The  \_\_\_\_\_ play with the  geese in the park.

# LESSON 2

## Prepositions

1. Write the corresponding words.

1						
2	X					X
3						
4						



2. Circle the words.

b	e	h	i	n	d	m	i	d	r	s
a	t	t	h	e	t	o	p	o	f	t
f	a	r	f	r	o	m	u	y	o	f
a	t	t	h	e	b	o	t	t	o	m
b	e	s	i	d	e	n	p	y	z	x
a	r	o	u	n	d	x	e	r	l	w


3. Read.

- 1) The river is **across** the city.
- 2) The church is **near** the house.
- 3) The dog is **behind** the tree.
- 4) The children run **around** the tree.


**LESSON 3**

**Seasons - Weather**

1. Look and read.




**Winter**



**Spring**



**Summer**



**Fall**

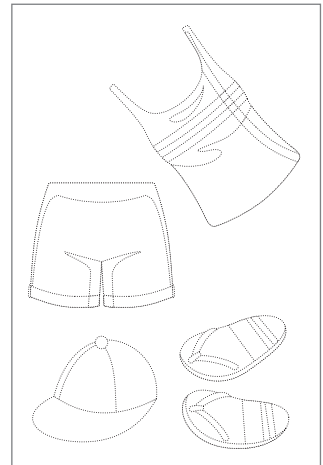


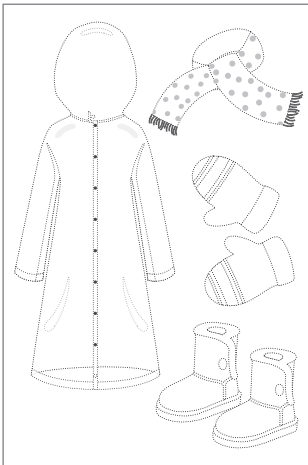
Winter : The weather is cold, it snows.

Spring : The weather is warm and rainy, it rains.

Summer : The weather is hot, the sun shines.

Fall : The weather is windy, the wind blows.

2. Color and write the clothes for seasons. Read.



j \_ c k \_ t, b \_ \_ t s, g l \_ v \_ s, s h \_ r t,

s \_ n d \_ l s, s h \_ \_ s, \_ m b r \_ l l a, c \_ \_ t, c \_ p.

LESSON 4

# The circus

1. Fill in the blanks. Color.



Paul and Jenny are at \_\_\_\_\_. They see \_\_\_\_\_

\_\_\_\_\_ and some animals:

\_\_\_\_\_. The clowns are \_\_\_\_\_ all time.

magician - juggler - cyclist - trapeze artist - laughing - lions  
elephants - acrobats - rabbit

**2.** Draw or stick a picture of a circus. Write.



Paul and Jenny are at \_\_\_\_\_.

They see \_\_\_\_\_.

The clowns are \_\_\_\_\_.

They enjoy the \_\_\_\_\_.



LESSON 5

Song

1. Sing the song. Memorize.

The circus

Do you like the circus?  
Oh yes, I do. I do. I do.  
Do you like the clowns?  
Oh yes, I do. I do. I do.  
Do you like the magicians?  
Oh yes, I do. I do. I do.  
Do you like the jugglers?  
Oh yes, I do. I do. I do.  
Do you like trapeze artists?  
Oh yes, I do. I do. I do.



2. Complete with the corresponding words.

- a) The juggler plays with \_\_\_\_\_.
- b) The cyclist goes \_\_\_\_\_ and \_\_\_\_\_.
- c) The magician takes off his hat  
and \_\_\_\_\_ and \_\_\_\_\_ appear.
- d) The clowns are \_\_\_\_\_ all the time.

up - down -  
rabbits - pigeons -  
laughing - balls

LESSON 6

Game

1. Read the sentences.



Michael



Frank



Nancy



Susan

- ▶ Michael wears a coat, boots, jeans, scarf, hat and gloves in Winter.
- ▶ Frank wears a jacket, jeans, shoes, a shirt in Spring.
- ▶ Nancy wears shorts, a T-shirt and sandals, in Summer.
- ▶ Susan wears a sweater, jeans, shirt and boots in Fall.

2. Draw some clothes.

Winter

Spring

Summer

Fall

 LESSON 7

# Game

Draw the pictures on extra paper. Play lottery.

Fall	Spring	Winter	Summer
coat	jacket	jeans	boots
gloves	shorts	T-shirt	sandals



LESSON 8

# Entertainment - Puzzle

1. Circle the vocabulary.

s	p	r	i	n	g	s	u	n
u	t	x	w	i	n	t	e	r
m	a	f	a	l	l	s	x	a
m	o	h	o	t	x	s	x	i
e	c	o	l	d	x	b	x	n
r	a	i	n	w	i	n	d	y

2. Match.



magician

shorts

juggler

scarf

gloves

trapeze

clown

cap



# UNIT 7

# TRANSPORT

## LESSON 1

### First vehicles

1. Match and connect. Read.



The origin of transport

People exchanging food.


People carrying food.

Primitive people growing plants.

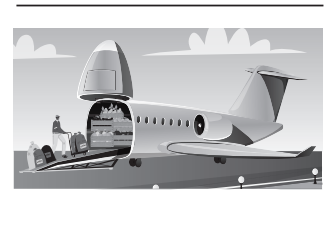


People collecting food.



2. Write the means of transportation. Read.



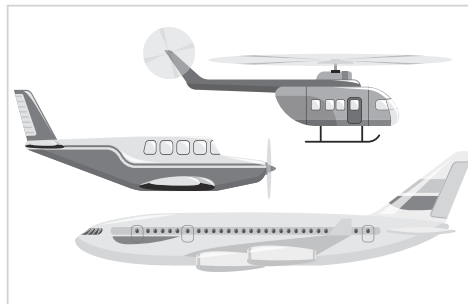



canoe  
horse  
people  
car  
train  
plane



# LESSON 2

## Vehicles

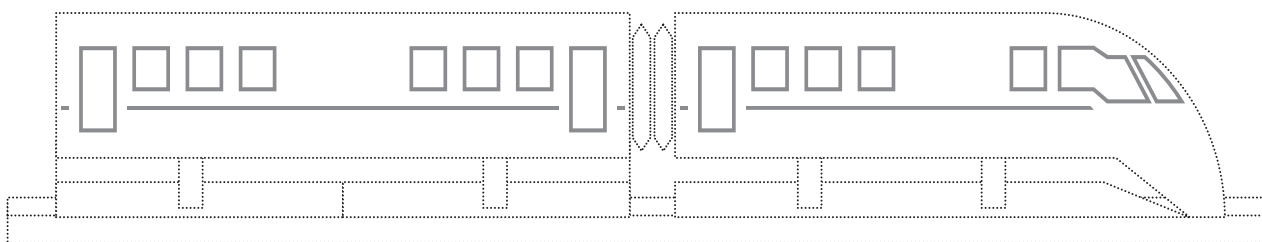
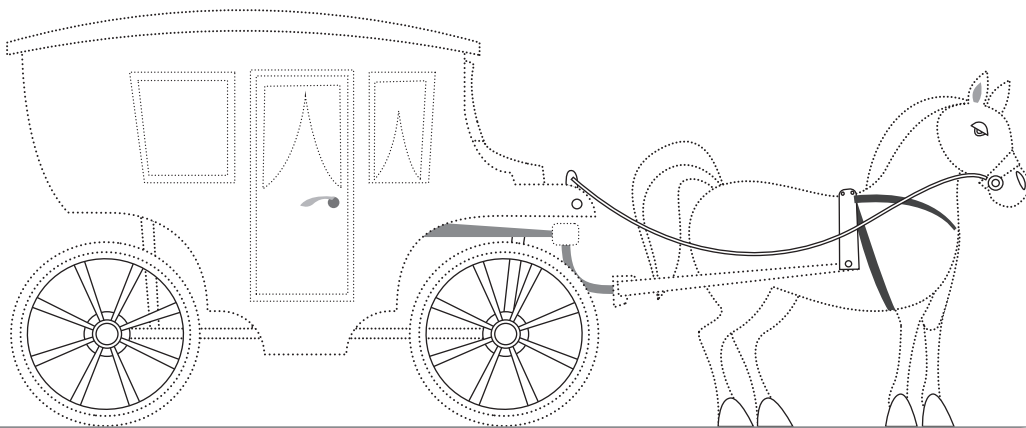
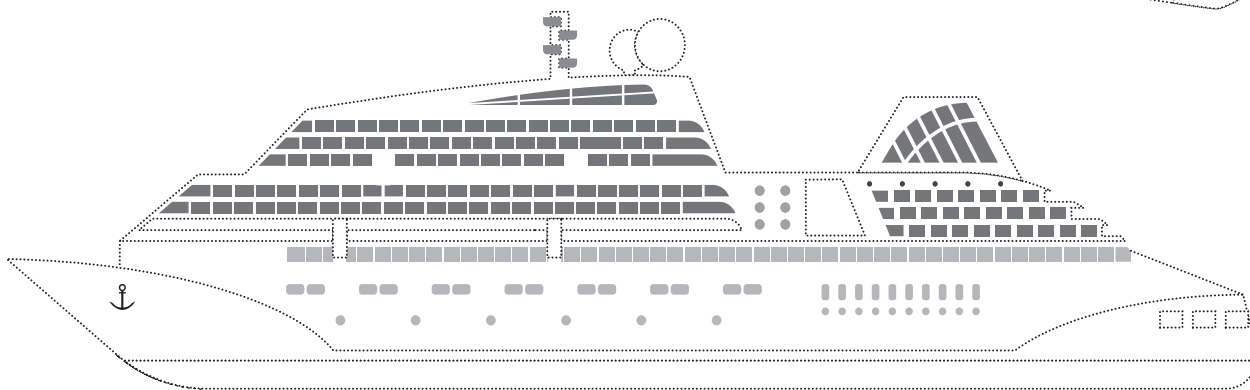
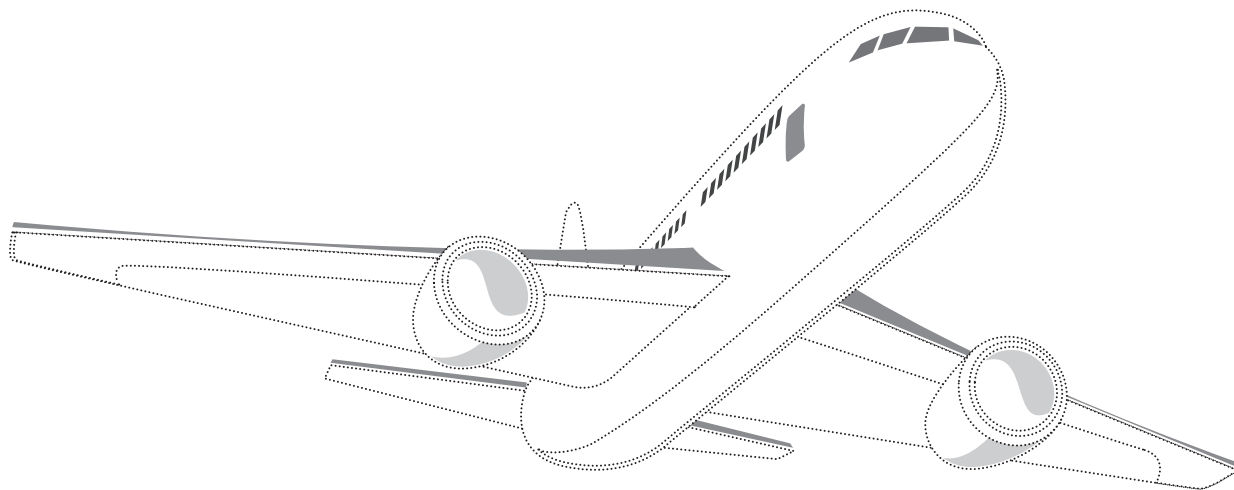
1. Observe the pictures and write the names. Read.



**animals - trains - on foot - bikes - cars - ships - planes - motorcycles**

People used their feet and legs, animals, bike and cars, canoes and ships, to travel from one place to another. People also travel by plane and trains for fast transportation, now.

2. Color and model with plasticine the means of transport. Talk.



LESSON **3**

# Traffic lights


Follow the traffic signs to avoid accidents.

1. Read and color.


Red light = STOP

Yellow = WAIT

Green = GO



We must respect the traffic signs.



2. Say the meaning of these signs. Write.



P = parking,

\_\_\_\_\_



crosswalk,

\_\_\_\_\_



Ahead only,

\_\_\_\_\_



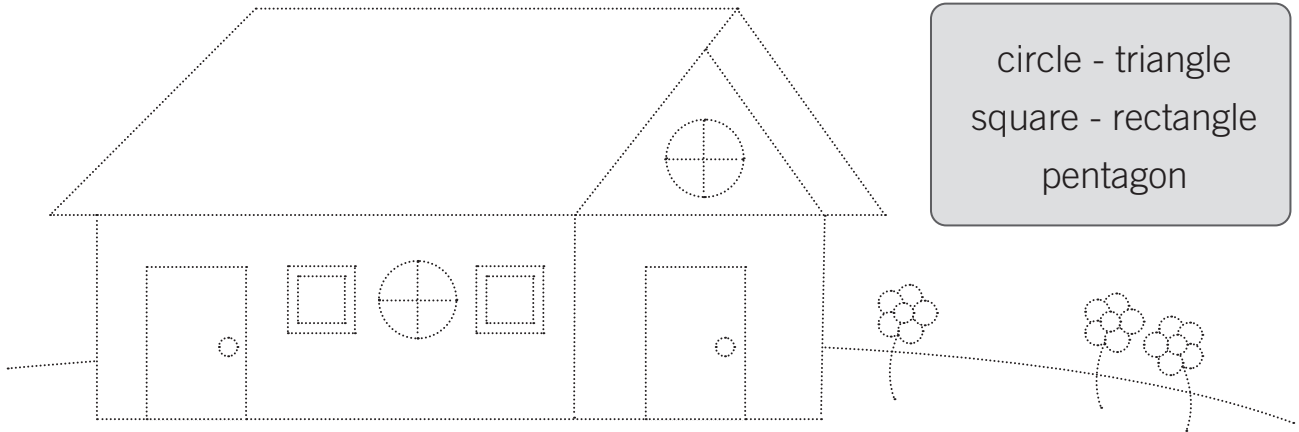
No left turn

\_\_\_\_\_

LESSON 4

# Geometric shapes

1. Paint the geometric shapes with colors. Repeat the names.



circle - triangle  
square - rectangle  
pentagon

2. Find the differences. Observe and say some geometric shapes.



© EDITORIAL HUELLAS S.A.S.

LESSON 5

Some verbs

1. Observe the picture. Describe people in the picture.



jog - jump - throw  
take - stand in line

2. Write sentences with jog, jump, throw, take, stand in line.

Three people stand in line at the park.

.....

.....

.....

.....

.....

LESSON **6**

**Song**


1. Memorize and sing in groups of four.

## Christmas comes

Let every pudding  
burst with plums,  
and every tree bear,  
dolls and drums.  
In the week when  
Christmas comes.

Let every night  
put forth a star,  
to show us where  
the heavens are.  
In the week when  
Christmas comes.


**By Eleanor Farjeon**



LESSON 7

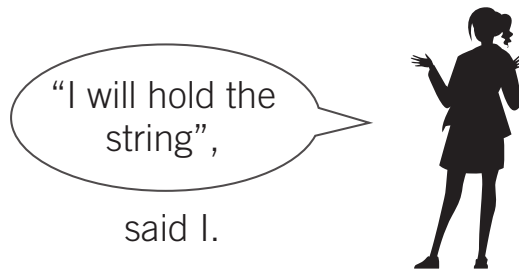
# Useful expressions

1. Listen and repeat.



1. Dramatize and play.

The sun and the earth



By Frank Asch.


# UNIT 8

# THE ENVIRONMENT

## LESSON 1

### Protecting the environment

1. Observe and dramatize. Read.



We must protect the environment.



We must prevent the destruction of our nature.



We practice the aspects to keep respect for all of the world.



Yes, we need to take care of our environment.




Keep the environment. It is very important for life.



So, we don't smoke, don't use plastic, don't cut the trees.



2. Color and read.



**We see the plants, the flowers, the trees,  
the grass, the animals, that is nature.**

# LESSON 2

## Healthy habits


1. Read and repeat.




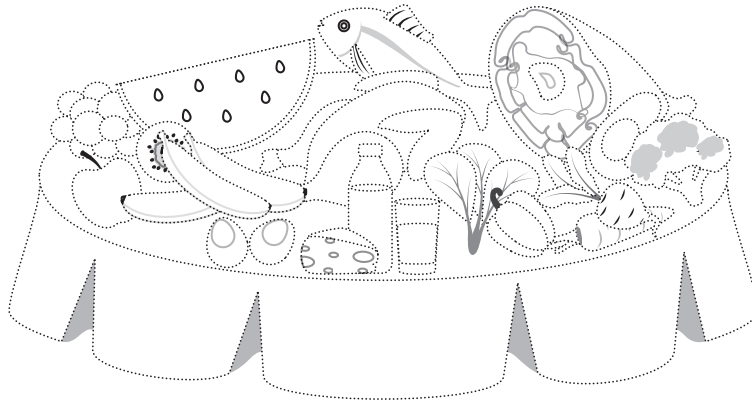

Exercise and practicing physical activities is necessary for everybody.




Walking, jogging, swimming, skating, running, riding cycles, playing football, jumping rope are the best exercises to keep your body healthy.



2. Color, read and talk about the exercises and the food.



You can combine the physical exercises with a good diet rich in vitamins, minerals and proteins: fruit, milk, cheese, vegetables, bananas, meat, chicken, eggs, water.




**LESSON 3**

# Avoid getting sick

**1. Read, complete and dramatize.**

The exercises keep your body healthy.



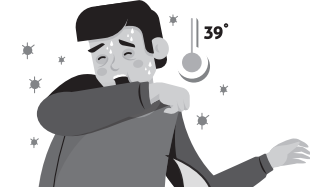
I have a toothache.



I have a headache.



I have an earache.



I have a fever.

**Avoid diseases.**

Don't get sick, avoid

a) toothache.

Don't get sick avoid

b) \_\_\_\_\_.

Don't get sick, avoid

c) \_\_\_\_\_.

Don't get sick avoid

d) \_\_\_\_\_.

**2. Select some recommendations to avoid diseases. Write.**

Play cards.

\_\_\_\_\_.

Comb your hair.

\_\_\_\_\_.

Take aspirins.

\_\_\_\_\_.

Go to the doctor's.

\_\_\_\_\_.

Get rest.

\_\_\_\_\_.

Drink water.

\_\_\_\_\_.


Go to the dentist's.

Go to the dentist's.

LESSON 4

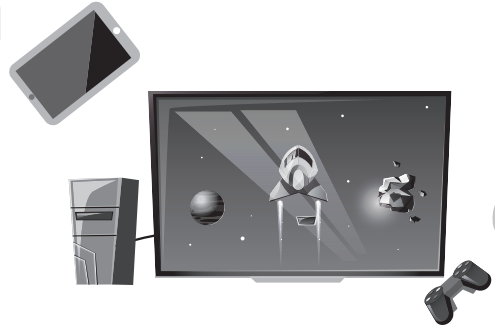
# Technology

1. Point and say. Match.




Technological devices:

- computer
- tablet
- cell phone
- computer games



Electric devices:

- blender
- TV set
- vacuum cleaner
- refrigerator
- washing machine
- stove



2. Order the words.

a) information - get - a - of - lot - I.

\_\_\_\_\_.

b) communication - The - interesting - is - now.

\_\_\_\_\_.

c) emails - am - checking - I.

\_\_\_\_\_.

# LESSON 5

## Special celebrations

1. Look at the pictures. Read and talk.



### Mothers' day

Mother's day is a holiday celebrated all over the world. Children give a rose bush or plants to their mother.



### Christmas time

The world would be a better place if we can keep the spirit more than one day in the year. Send a message loud and clear.



St Paul's Cathedral is an Anglican cathedral in London. The cathedral is the most famous church for religious services.




2. Cut out pictures from magazines to represent some celebrations in Colombia.

Medellin's flower Fair.	Carnival of blacks and whites.
Cali's Fair.	Barranquilla's Carnival

LESSON 6

# Cards - Invitations

1. Color the cards for invitations.



2. Read some messages for different cards.



Class of 2022

Please, join us in celebrating the graduation of

Anne Mary Warrior  
from Lynden High School.  
June 17, 2022.



We cordially invite you to  
our wedding

Helen Smith & Edward Struck  
December/20/2022  
At St Agustin Chapel - Grove Av.



Happy birthday  
My best wishes.



Please, join us  
to celebrate the bautism of:

\_\_\_\_\_

Place \_\_\_\_\_

Address \_\_\_\_\_



LESSON 7

Poem

1. Color and memorize for a contest.

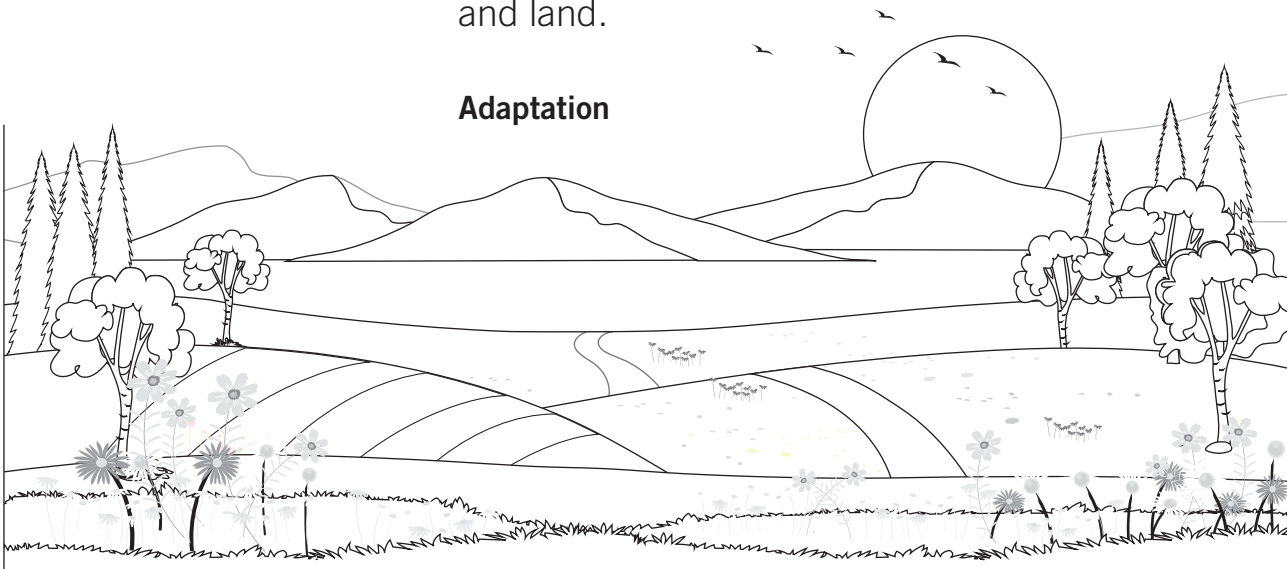


See new things  
along the way.  
See them all around.  
Mountains high  
and rivers deep.  
Beauty, up and down.



Oceans blue  
and forests green,  
deserts with pink sand.  
Quiet towns  
and noisy cities,  
sounds of sea  
and land.

Adaptation



1. Memorize and sing the song.

## Little prayer

Every little prayer  
and every little hope is  
the joy of Christmas time.

All our loving hearts,  
beating all as one.

Everybody fed,  
there's enough  
to go around.

All our loving hearts  
beating all as one.

The joy of Christmas time.

Raffi



# Evaluation

## 1. Answer.

- a) What do you do on Mondays?
- b) What do you do on Saturdays?
- c) What do you do on Sundays?



- a) \_\_\_\_\_.
- b) \_\_\_\_\_.
- c) \_\_\_\_\_.

## 2. Read and answer.

How often does she travel by train?



\_\_\_\_\_.

How often does he ride a bike?



Monday

\_\_\_\_\_.

Tuesday

How often does she have lunch at home?



Wednesday

\_\_\_\_\_.

seldom

sometimes

never

## 3. Complete with the plural.

Look at the \_\_\_\_\_ at the park.








The \_\_\_\_\_ are in front of the park.



My \_\_\_\_\_ help me for walking everyday.



# LOTTERY




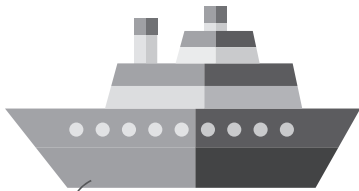





# VOCABULARY

empty	gloves	teeth	pretty ugly
clown	She usually takes the bus.	red yellow green	I am Colombian.
Wash the dishes.	indians	What's the matter?	There are trees.
big small	Spring	washing machine	slowly
Hang up clothes.	blender	fast	natural resources air land water

# EXERCISE

Match.



**Summer**  
**star**

**shoes**  
**forest**

**coat**  
**kiss**

**eggs**  
**fruit**

**feet**  
**ice-cream**

**earth**  
**dolphin**  
**chess**

**ship**  
**drum**  
**shower**

